




CATALOGUE

EVENT
LIGHTING *lite*



Event Lighting's LITE brand is a more affordable range of quality products. These are ideal for installations and mobile entertainment events.

The LITE range includes DJ Effect Lights, Moving Heads, Parcans, Road Cases, and Controllers. The lights are big on brightness and performance with control options for entry level users.

Event Lighting strives to provide high quality products that are feature packed and designed to perform reliably and consistently. Event Lighting is proudly Australian owned and operated, combining extensive research and development with a vast degree of hands-on industry experience delivering high quality lighting solutions.

CONTENTS

MOVING HEADS

LM19X30P	01
LM19X20BER	03
LM7X30/LM7X30W	05
LM6X15/LM6X15W	07
LM250	09
LM220BWS	11
LM180	13
LM75/LM75W	15
LM180B	17
LM75B	19

EFFECT LIGHTS

NITROBALL2	27
SABER2	28
ORBIT2	29
DARKSTAR2	30
DERBY3	31
STUNNER400	32
UVB183/UBV93	33
BAR24X4L	34

LASERS

EL1000RGB	35
EL5000RGBPRO	36

PARCANS

PAR19X12L	21
PAR12X12L/PAR12X12LW	23
PAR12X8L	25
PARBAR4QUAD	26

DMX CONTROLLERS

Kontrol48	37
Kontrol192	38
Kontrol36	39
Kontrol36	39

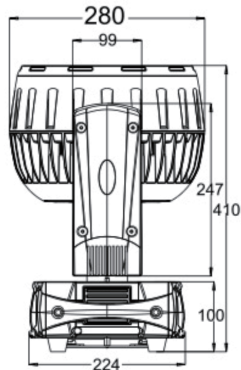
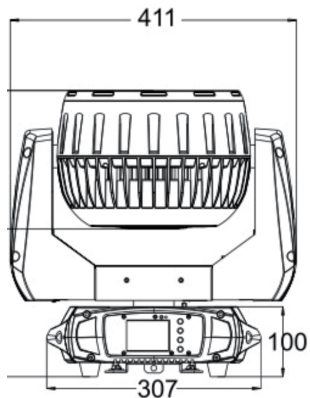
ROAD CASES

LM2CASEVL	40
LM2CASEL	40
LM2CASE7X30	40
LM4CASE	40
PAR12LBAG	40

LM19X30P

19X 30W RGBW ZOOM WASH WITH PIXEL CONTROL





Lux chart @ 6°

	1.0m	3.0m	5.0m	7.0m
	Ø0.1	Ø0.31	Ø0.52	Ø0.73
R	49,463	13,929	4,527	2,839
G	37,521	9,579	3,905	2,156
B	96,210	30,701	9,201	5,694
W	51,236	16,412	5,845	3,164
Full	200,000+	65,210	22,000	12,889

Lux chart @ 60°

	1.0m	3.0m	5.0m	7.0m
	Ø1.15	Ø3.46	Ø5.77	Ø8.08
R	6,582	676	283	113
G	5,239	526	196	95
B	13,204	1,504	612	254
W	7,901	889	315	157
Full	32,197	3,477	1,464	629

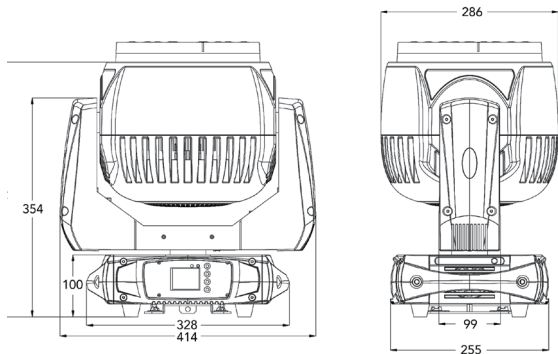
- Photometrics** Light Source: 19x 30W RGBW LEDs
 Beam Angle: 6°-60°
 Output: 65,210 lux @ 3m @ 6°
 LED Lifespan: 50,000 hours
- Effects** Dimming: 0-100%
 Strobe: 1-25 Hz
- Movement** 8 / 16 – bit, Auto-reposition
 Pan: 360°/540°/630°
 Tilt: 90°/180°/270°
- Power** Input Voltage: 100-240V AC, 50/60 Hz
 Power Consumption: 637 W
 Connection: Powercon in/out
 Fuse: T2A, 250V
- Control** Protocol: DMX512
 Operation Modes: DMX, auto, manual, sound active, master/slave
 DMX Channels: 98/22/16
 Interface: 3-pin XLR in & out
 Display: 4-button 2.4-inch LCD control panel
 Cooling: Fan
- Housing** Materials: Metal & Flame retardant ABS
 Finishing: Matte black
 IP rating: IP20
 Net Weight: 13.1 kg
 Rigging: 2x omega bracket with ¼ turn quick locks.



LM19X20BER

19X 20W RGBW ZOOM WASH HEAD WITH
PIXEL CONTROL AND RING LIGHT





Lux chart @ 6°

	1.0m	3.0m	5.0m
	Ø0.1	Ø0.31	Ø0.52
R	21,000	13,000	4,600
G	27,000	13,000	5,200
B	40,000	20,000	7,900
W	31,000	18,000	6,000
Full	110,000	62,000	23,000

Lux chart @ 60°

	1.0m	3.0m	5.0m
	Ø1.15	Ø3.46	Ø5.77
R	3,629	448	198
G	3,980	500	218
B	5,900	770	293
W	4,800	640	250
Full	17,000	2,100	800

Photometrics Light Source: 19x 20W RGBW LEDs and 48x 0.2W SMD RGB LEDs
CTB and CTO: 2,700K - 8,000K

Beam Angle: 6°-60°
Output: 111,000 lux @ 1m @ 6°
LED Lifespan: 50,000 hours


Effects
Dimming: 0-100%
Strobe: 1-25 Hz
Section Control: Yes
Ring Light: Yes

Movement
8 / 16 - bit, Auto-reposition
Pan: 360°/540°/630°
Tilt: 90°/180°/270°
Rotating Front Lens

Power
Input Voltage: 100-240V AC, 50/60 Hz
Power Consumption: 360 W
Connection: Powercon in/out


Control
Protocol: DMX512
Operation Modes: DMX, auto, manual, sound active, master/slave
DMX Channels: 114/102/38/26
Interface: 3-pin XLR in & out
Display: 4-button 2.4-inch LCD control panel

Housing
Cooling: Low noise variable speed fan
Materials: Metal & Flame retardant ABS
Finishing: Matte black
IP rating: IP20
Net Weight: 15 kg
Rigging: 2x omega brackets with ¼ turn quick locks.



LM7X30/LM7X30W

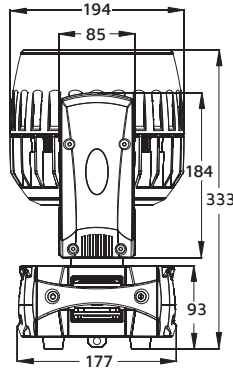
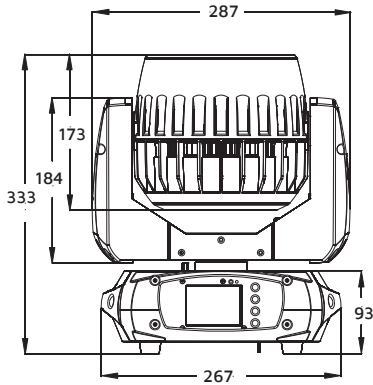
7x 30W LED RGBW ZOOM WASH MOVING HEAD



This 7x 30W zoom wash has a beam angle of 6-60 degrees. With RGBW 4-in-1 LEDs this unit comes with useful tools such as sound activation, built-in programs and pan/tilt limit modes. This unit also has the option of wireless DMX.



Optional wireless DMX



- Light source
7x 30W RGBW 4-in-1 LEDs
- Beam angle: 6°-60°
- Output: 19,130lux @ 3m @ 6°
- PWM: 1,000Hz
- LED lifespan: 50,000hours
- Dimming: 0-100%
- Strobe: 1.4-21Hz
- Zoom: 6°-60° linear via DMX
- 8/16-bit, auto-reposition
- Pan: 360°/540°/630°

- Tilt: 90°/180°/270°
- Limit mode: centre/corner/edge
- Input voltage: 90-260V AC, 50/60Hz
- Power consumption: 240W
- Power connection: powerCON in
- Operation modes: DMX, manual, auto, sound active
master/slave
- DMX channel: 15/17
- Net weight: 6kg
- Rigging: 1x omega bracket with 1/4 turn quick locks
- Optional Accessories: LM2CASE7X30 (road case)
WDMXLM (wireless DMX)

Lux chart @ 6°

	1m	3m	5m
	Ø0.11	Ø0.31	Ø0.52
R	22,800	3,280	1,310
G	25,300	3,940	1,150
B	39,900	6,050	2,280
W	43,000	6,700	2,590
FULL	115,000	19,130	7,230

Lux chart @ 60°

	1m	3m	5m
	Ø1.16	Ø3.46	Ø5.77
R	2,060	320	136
G	2,690	360	150
B	4,260	590	210
W	4,670	620	230
FULL	13,200	1,760	630



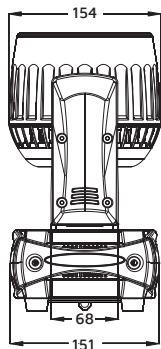
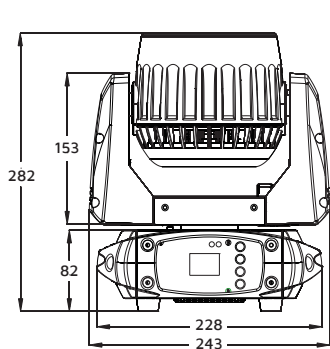
LM6X15/LM6X15W

6x 15W LED RGBW ZOOM WASH MOVING HEAD



This 6x 15W zoom wash has a beam angle of 6-60 degrees. With RGBW 4-in-1 LEDs this unit comes with useful tools such as sound activation, built-in programs and pan/tilt limit modes. This unit also has the option of wireless DMX.





- Light source
6x 15W RGBW 4-in-1 LEDs
- Beam angle: 6°-60°
- Output: 8,000lux @ 3m @ 6°
- PWM: 800Hz
- LED lifespan: 50,000hours
- 8/16-bit, auto-reposition
- Pan: 360°/540°/630°
- Tilt: 90°/180°/270°
- Limit mode: centre/corner/edge

- Dimming: 0-100%
- Strobe: 0.6-22Hz
- Zoom: 6°-60°
- Input voltage: 100-240V AC, 50/60Hz
- Power consumption: 99W
- Power connection: powerCON in
- Operation modes: DMX, manual, auto, sound active, master/slave
- DMX channel: 15/13
- Net weight: 4kg
- Rigging: 1x omega bracket with 1/4 turn quick locks
- Optional Accessories: LM4CASE (road case)

WDMXLS (wireless DMX)



Lux chart @ 6°


	1m	3m	5m
	Ø0.11	Ø0.31	Ø0.52
R	8,700	1,304	434
G	16,400	2,130	774
B	19,400	2,690	927
W	20,000	2,854	1,018
FULL	61,800	8,000	2,740

Lux chart @ 60°

	1m	3m	5m
	Ø1.16	Ø3.46	Ø5.77
R	1,000	120	77
G	1,500	166	115
B	2,010	207	135
W	2,030	219	135
FULL	5,790	617	270

LM250

250W LED SPOT MOVING HEAD



This 250W LED spot has a 16-36 degree beam angle, 1x colour wheel (9+open), 2x gobo wheels, fixed (11+open), rotating (6+open). A linear focus of 2.5-15m and 3 facet prism with useful tools such as sound activation, built-in programs and pan/tilt limit modes. This unit also has the option of wireless DMX.

Colour wheel

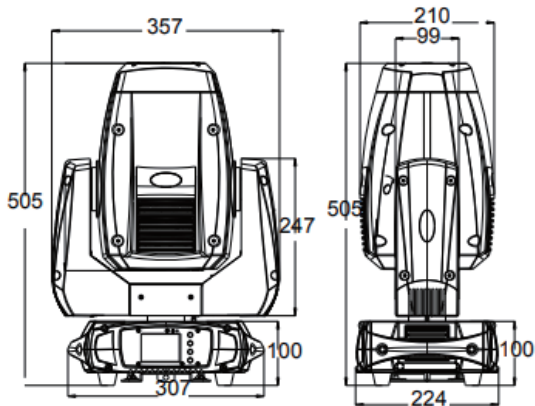


Fixed gobo wheel



Rotating gobo wheel





Lux chart @ 12°

2.5m	5m	7.5m	10m
Ø0.53	Ø1.34	Ø1.58	Ø2.10
41,550	11,940	5,350	3,150

Lux chart @ 36°

2.5m	5m	7.5m	10m
Ø1.62	Ø3.25	Ø4.87	Ø6.5
5,250	1,450	850	400



Photometrics Light Source: 250W White LED 7,500K

Beam Angle: 12° - 36°

Output: 31,600 lux @ 2.5 m @ 12°

LED Lifespan: 50,000hours

Colour

1 colour wheel (9 Colours + Open)

Gobo

Fixed: 1 x (11 + open) fixed gobo wheel

Rotating: 1 x (6 + open) interchangeable rotating gobo wheel (outside ø22.9mm, inside ø18mm).

Effects

Prism: 3-facet

Dimming: 0-100%

Strobe: 1.2-25Hz

Focus: 2.5-15 m, linear via DMX

Frost: Yes

Iris: Yes

Movement

8/16 – bit, auto-reposition

Pan: 360°/540°/630°

Tilt: 90°/180°/270°

Limit mode: Centre/Corner/Edge

Power

Input Voltage: 100-240V AC, 50/60Hz

Power Consumption: 320W

Connection: PowerCON in/out

Fuse: F4A, 250V

Control

Protocol: DMX512

Operation modes: DMX, manual, auto, sound active, master/slave

DMX Channels: 14/16/18

Interface: 3-pin XLR in/out

Built-in Programming: Yes

Sound Active: Yes

Display: 4-button 2.4inch TFT LCD display control panel

Housing

Materials: Metal & flame retardant ABS

Finishing: Matte black

IP rating: IP20

Cooling: Fan

Net Weight: 14kg

Dimensions: 430 x 410 x 530 mm

Rigging: 2pcs omega brackets with 1/4-turn quick locks



Optional wireless DMX

LM220BWS


220W LED BEAM, WASH AND SPOT MOVING HEAD



Colour wheel

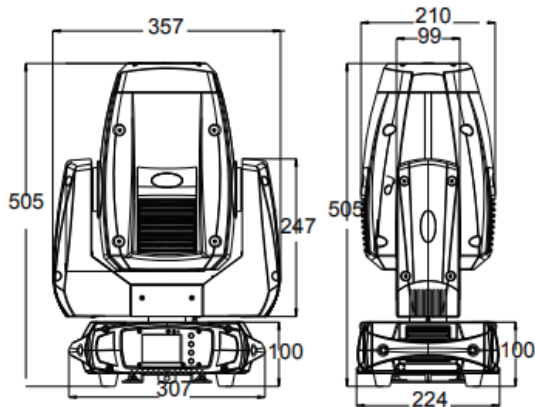


Fixed gobo wheel



Rotating gobo wheel





- **Light source**
220W white LED 7,500K
- **Beam angle:** 2.5°-14° (beam), 8°-36° (spot)
- **Output:** 110,000lux @ 2.5m @ 2.5°, 2,550lux @ 2.5m @ 30°
- **PWM:** 1,000Hz
- **LED lifespan:** 50,000hours
- 1x (10+open) colour wheel
- 1x (16+open) fixed gobo wheel
- 1x (7+open) interchangeable rotating gobo wheel (outside ø24mm, inside ø17mm)

- **Prism:** 3-facet
- **Dimming:** 0-100%
- **Strobe:** 1.2-20Hz
- **Focus:** 2-20m linear via DMX
- 8/16-bit movement, auto-reposition
- **Pan:** 360°/540°/630°
- **Tilt:** 90°/180°/270°
- **Limit mode:** centre/corner/edge
- **Input voltage:** 90-260V AC, 50/60Hz
- **Power consumption:** 276W

- **Power connection:** powerCON in/out
- **Operation modes:** DMX, manual, auto, sound active, master slave
- **DMX channel:** 14/16
- **Net weight:** 15.55kg
- **Rigging:** 2x omega brackets with 1/4 turn quick locks
- **Optional Accessories:** LM2CASEL (road case)

Lux chart @ 2.5° BEAM

2.5m	5m	7.5m	10m
Ø0.23	Ø0.37	Ø0.50	Ø0.66
110,000	43,000	20,000	12,450

Lux chart @ 8° SPOT

2.5m	5m	7.5m	10m
Ø0.34	Ø0.58	Ø0.81	Ø1.07
56,000	20,000	10,400	6,150



Optional wireless DMX



LM180

180W LED SPOT MOVING HEAD



This 180W LED spot has a 16-degree beam angle, 1x colour wheel (7+open), 2x gobo wheels, fixed (8+open), rotating (6+open). A linear focus of 2.5-30m and 3 facet prism with useful tools such as sound activation, built-in programs and pan/tilt limit modes. This unit also has the option of wireless DMX.

Colour wheel

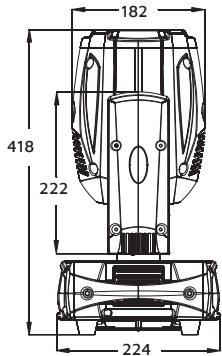
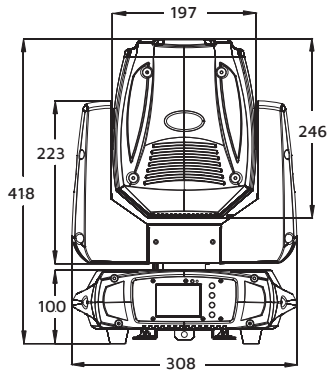


Fixed gobo wheel



Rotating gobo wheel





- **Light source**
180W white LED 7,500K
- **Beam angle:** 16°
- **Output:** 19,120lux @ 2.5m
- **PWM:** 1,000Hz
- **LED lifespan:** 50,000hours
- 1x (7+open) colour wheel
- 1x (8+open) fixed gobo wheel
- 1x (6+open) interchangeable rotating gobo wheel (outside ø24mm, inside ø17mm)

- **Prism:** 3-facet
- **Dimming:** 0-100%
- **Strobe:** 1.2-17Hz
- **Focus:** 2.5-30m linear via DMX
- 8/16-bit, auto-reposition
- **Pan:** 360°/540°/630°
- **Tilt:** 90°/180°/270°
- **Limit mode:** centre/corner/edge
- **Input voltage:** 90-260V AC, 50/60Hz
- **Power consumption:** 225W

- **Power connection:** powerCON in/out
- **Operation modes:** DMX, manual, auto, sound active, master slave
- **DMX channel:** 14/16
- **Net weight:** 10.5kg
- **Rigging:** 2x omega brackets with 1/4 turn quick locks
- **Optional Accessories:** LM2CASE180 (road case)
WDMXLM (wireless DMX)



Optional wireless DMX




Lux chart @ 16°

	2.5m	5m	7.5m	10m	20m
	Ø0.67	Ø1.34	Ø2.00	Ø2.67	Ø4.00
	19,120	4,780	2,150	1,210	540

LM75/LM75W

75W LED SPOT MOVING HEAD




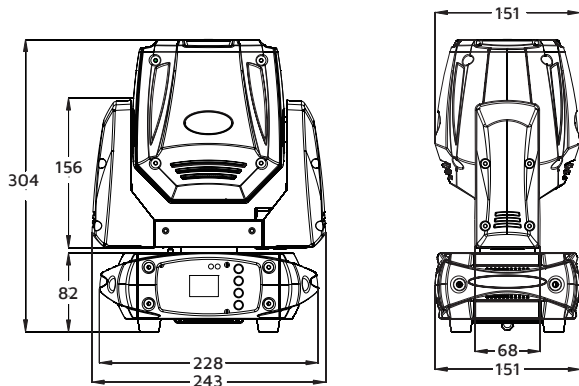
This 75W spot has a 13.5-degree beam angle, 1x colour wheel (8+open), 1x rotating gobo wheel (6+open). A linear focus and 3 facet prism with useful tools such as sound activation, built-in programs and pan/tilt limit modes. This unit also has the option of wireless DMX.

Colour wheel



Rotating gobo wheel





- **Light source**
75W white LED
- **Beam angle:** 13.5°
- **Output:** 10,210lux @ 2.5m
- **PWM:** 1,200Hz
- **LED lifespan:** 50,000hours
- 1x (8-open) colour wheel
- 1x (6-open) interchangeable rotating wheel
(outside Ø16mm, inside Ø13mm)

- **Prism:** 3-facet
- **Dimming:** 0-100%
- **Strobe:** 0.6-25Hz
- **Focus:** 3-30m linear via DMX
- 8/16-bit, auto-reposition
- **Pan:** 360°/540°/630°
- **Tilt:** 90°/180°/270°
- **Limit mode:** centre/corner/edge

- **Input voltage:** 100-240V AC, 50/60Hz
- **Power consumption:** 110W
- **Power connection:** powerCON in
- **Operation modes:** DMX, manual, auto, sound active, master/slave
- **DMX channel:** 13/11
- **Net weight:** 4kg
- **Rigging:** 1x omega bracket with 1/4 turn quick locks
- **Optional Accessories:** LM4CASE (road case)
WDMXMLMS (wireless DMX)



Lux chart @ 12°

	2.5m	5m	7.5m	10m
	Ø0.53	Ø1.05	Ø1.58	Ø2.10
	10,210	2,810	1,430	880

LM180B

180W BEAM MOVING HEAD



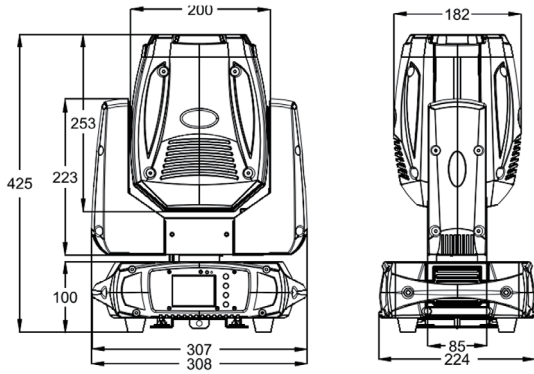
This 180W LED beam moving head has a 2-degree beam angle, 1x colour wheel (12+open), one gobo wheel, fixed (14+open). A linear focus of 2.5-30m and 8 facet prism with useful tools such as sound activation, built-in programs and pan/tilt limit modes. This unit also has the option of wireless DMX.

Colour wheel



Fixed gobo wheel





Lux chart @ 2°

2.5m	5m	7.5m	10m	15m	20m
Ø0.13	Ø0.24	Ø0.36	Ø0.47	Ø0.71	Ø0.95
153,200	41,300	22,600	11,160	5,150	3,090



Optional wireless DMX

- Photometrics** Light Source: 180W White LED 7,500K
 Beam Angle: 2°
 Output: 41,300 lux @ 5m
 PWM: 500 Hz
 LED Lifespan: 50,000hours
- Colour** 1 colour wheel (12 Colours + Open)
- Gobo** Fixed: 1 x (14 + open) fixed gobo wheel
- Effects** Prism: 8-facet
 Dimming: 0-100%
 Strobe: 0.6-18 Hz
 Focus: 2.5-30 m linear via DMX
- Movement** 8/16 - bit, auto-reposition
 Pan: 360°/540°/630°
 Tilt: 90°/180°/270°
 Limit mode: Centre/Corner/Edge
- Power** Input Voltage: 90-260V AC, 50/60Hz
 Power Consumption: 220W
 Connection: PowerCon in/out
 Fuse: F4A, 250V
- Control** Protocol: DMX512
 Operation Modes: DMX, auto, manual, sound active, master/slave
 DMX Channels: 13/15
 Interface: 3-pin XLR in/out
 Built-in Programming: Yes
 Sound Active: Yes
 Display: 4-button 2.4inch TFT LCD display control panel
- Housing** Materials: Metal & flame retardant ABS
 Finishing: Matte black
 IP rating: IP20
 Cooling: Fan
 Net Weight: 11.5kg
 Rigging: 2x omega brackets with 1/4-turn quick locks
 Net Weight: 14kg
 Dimensions: 430 x 410 x 530 mm
 Rigging: 2pcs omega brackets with 1/4-turn quick locks



LM75B

75W BEAM MOVING HEAD



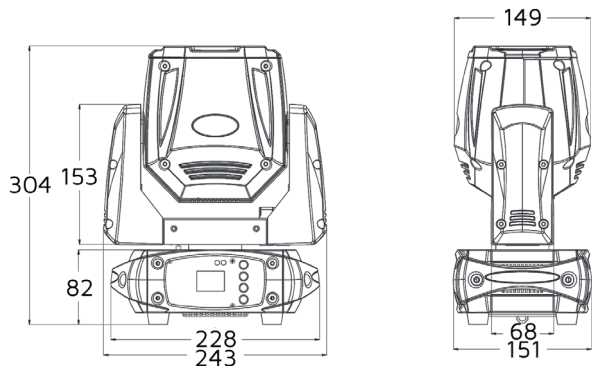
This 75W LED beam moving head has a 2-degree beam angle, 1x colour wheel (12+open), one gobo wheel, fixed (17+open). A linear focus of 2.5-30m and 8 facet prism with useful tools such as sound activation, built-in programs and pan/tilt limit modes. This unit also has the option of wireless DMX.

Colour wheel




Fixed gobo wheel





Lux chart @ 2°

2.5m	5m	7.5m	10m
Ø0.21	Ø0.36	Ø0.51	Ø0.68
98,460	21,000	8,730	4,820



Photometrics Light Source: 75W White LED
 Beam Angle: 2°
 Output: 98,460 lux @ 2.5 m
 LED Lifespan: 50,000 hours

Colour 1x Colour wheel (12 colours + open)
Gobo 1x Fixed gobo wheel (17 gobos + open)
Effects Prism: 8-facet

Movement Dimming: 0-100%
 Strobe: 1-25 Hz
 8/16 – bit, auto-reposition
 Pan: 360°/540°/630°
 Tilt: 90°/180°/270°

Power Limit mode: Center/corner/edge
 Input Voltage: 100-240V AC, 50/60Hz
 Power Consumption: 110 W
 Connection: powerCon in
 Fuse: F2A 250V


Control Protocol: DMX512
 Operation Modes: DMX, auto, manual, sound active, master/slave
 DMX Channels: 12/10
 Interface: 3-pin XLR in/out
 Display: 4-button 1.44 inch TFT LCD control panel

Housing Materials: Metal & flame retardant ABS, matte black finish
 IP rating: IP20
 Cooling: Fan
 Net Weight: 4.6 kg
 Rigging: 1x omega bracket with 1/4 turn quick locks
 Finishing: Matte black
 IP rating: IP20
 Cooling: Fan
 Net Weight: 11.5kg
 Rigging: 2x omega brackets with 1/4-turn quick locks
 Net Weight: 14kg
 Dimensions: 430 x 410 x 530 mm
 Rigging: 2pcs omega brackets with 1/4-turn quick locks




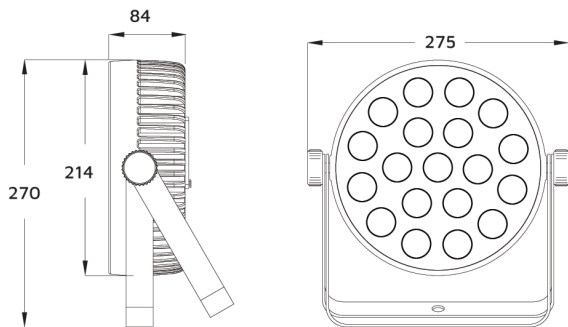
PAR19X12L

19x 12W LED RGBWAU 6-in-1 LED PARCAN WITH IR REMOTE



Lux chart @40°

	1m	2m	3m	4m	5m
	Ø0.73	Ø1.46	Ø2.18	Ø2.91	Ø3.64
R	2,850	650	290	162	107
G	4,310	1,112	495	286	180
B	6,290	1,340	670	385	250
W	4,850	1,278	598	349	230
A	705	170	82	43	32
UV	2,460	695	325	186	124
FULL	12,730	3,310	1,436	845	545



- Light Source: 19x 12W RGBWAU 6-in-1 LEDs
- Beam angle: 40°
- PWM: 20,000Hz
- LED lifespan: 50,000hours
- Dimming: 0-100%
- Strobe: 1-20Hz
- Input voltage: 100-240V AC, 50/60Hz
- Power consumption: 100W
 - Power connection: poweCON in/out
- Operation modes: DMX, manual, auto, sound active, IR remote, master/slave
- DMX channel: 6/11
- Cooling: Fanless cooling
- Net weight: 2.8kg
- Optional Accessories : PAR12LBAG (carry bag)



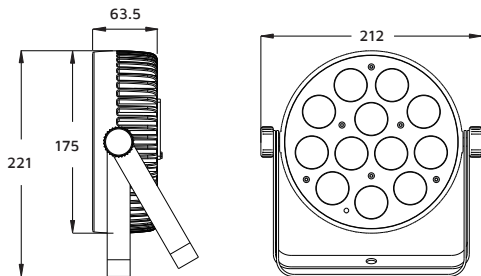
PAR12X12L/PAR12X12LW

12x 12W LED RGBWAU LED PARCAN WITH IR REMOTE



Lux chart @40°

	1m	2m	3m	4m	5m
	Ø0.73	Ø1.46	Ø2.18	Ø2.91	Ø3.64
R	1,445	409	180	93	70
G	2,030	570	250	130	95
B	2,910	882	270	171	126
W	2,420	734	322	171	126
A	850	258	120	66	46
UV	840	264	120	66	49
FULL	8,550	2,580	1,123	543	423



- **Light source:** 12x 12W RGBWAU 6-in-1 LEDs
- **Beam angle:** 40°
- **PWM:** 20,000Hz
- **LED lifespan:** 50,000hours

- **Dimming:** 0-100%
- **Strobe:** 1-20Hz


- **Input voltage:** 100-240V AC, 50/60Hz
- **Power consumption:** 60W
- **Power connection:** IEC in/out
- **Operation modes:** DMX, manual, auto, sound active, IR remote, master/slave
- **DMX channel:** 6/11
- **Cooling:** Fanless cooling
- **Net weight:** 1.85kg
- **Optional Accessories :** PAR12LBAG (carry bag)

Optional Accessories :
PAR12LBAG (carry bag)



PAR12X8L

12x 8W LED RGBW LED PARCAN WITH IR REMOTE



Lux chart @40°

	1m	2m	3m	4m	5m
	Ø0.73	Ø1.46	Ø2.18	Ø2.91	Ø3.64
R	3,300	850	370	230	140
G	3,700	1,055	480	290	180
B	5,500	1,626	705	415	260
W	4,200	1,256	570	335	222
FULL	13,800	4,950	1,960	850	700



- Light source: 12x 8W RGBW 4-in-1 LEDs
- Beam angle: 40°
- PWM: 20,000Hz
- LED lifespan: 50,000hours

- Dimming: 0-100%
- Strobe: 1-20Hz

- Input voltage: 100-240V AC, 50/60Hz
- Power consumption: 60W
- Power connection: IEC in/out
- Operation modes: DMX, manual, auto, sound active, IR remote, master/slave

- DMX channel: 4/9
- Cooling: Fanless cooling
- Net weight: 1.85kg
- Optional Accessories : PAR12LBAG (carry bag)

Optional Accessories :
PAR12LBAG (carry bag)



PARBAR4QUAD

PAR BAR WITH 4 X 5X4-IN-1 RGBW LED HEADS

PARBAR4QUAD is perfect for a super fast and easy to set up light show. With a wireless foot controller the PARBAR can be operated by the performer on stage or via the supplied remote. Alternately you can run the unit sound active, set a colour wash or let the system run through its built in patterns. You can daisy chain multiple PARBARs together for even more impact, or operate via a DMX controller. There's a lighting stand included that can raise up to 3 metres high, along with a convenient and compact carry bag. The 4 individual PARs also offer pan and tilt so you can direct light to different areas of the stage, or highlight various performers or band members. And being LED the unit runs cool with a 50,000 hour "lamp life" meaning there's no ongoing lamp replacement costs! Along with a 2 year warranty the PARBAR4QUAD offers convenience, reliability and versatility. Use one either side of the stage for maximum coverage.

- **Light source:** 20 x 8W RGBW LEDs
- **LED lifespan:** 50,000hours
- **Operation modes:** DMX, manual, auto, sound active, foot controlled, IR remote controlled
- **Stand:** Up to 3 m
- **Includes:** Carry Bag, Foot Controller, IR Remote
- **Weight :** 17.8 Kg



Wireless foot controller included





NITROBALL2

5x 15W LED RGBWAUV
SPHERICAL LIGHT



The NITROBALL2 has 5x 15W RGBWAUV 6-in-1 LEDs with 360-degree coverage this unit has the added versatility of DMX, manual, auto, sound active and master/slave modes.


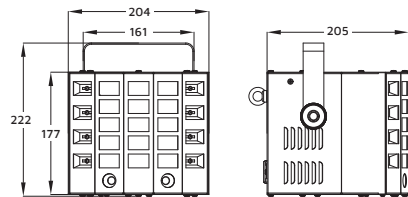
- Light source
5x 15W RGBWAUV 6-in-1 LEDs
- Coverage angle: 360°
- LED lifespan: 50,000hours
- Input voltage: 100-240V AC, 50/60Hz
- Power consumption: 85W
- Power connection: IEC in
- Operation modes: DMX, manual, auto, sound active, master/slave
- DMX channel: 13
- Net weight: 6.5kg
- Rigging: 1x omega bracket






SABER2

3-IN-1 LED EFFECT LIGHT
WITH DERBY (RGBW), UV
AND STROBE



The SABER2 has 2x 8W RGBW 4-in-1 LEDs for the derby effect, 2x10W white LED's for the strobe effect and 8x3W purple LEDs to produce the UV effect. This unit has the added versatility of DMX, manual, auto, sound active and master/slave modes.

- **Light source**
Derby: 2x 8W RGBW 4-in-1 LEDs.
Strobe: 2x 10W white LEDs.
UV: 8x 3W UV LEDs
- **LED lifespan:** 50,000hours
- **Dimming:** 0-100%
- **Strobe:** 1-20Hz
- **Input voltage:** 100-240V AC, 50/60Hz
- **Power consumption:** 42W
- **Power connection:** IEC in
- **Operation modes:** DMX, manual, auto, sound active, master/slave
- **DMX channel:** 15
- **Net weight:** 2.15kg




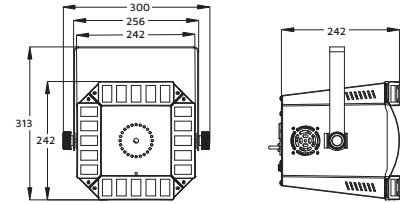
ORBIT2

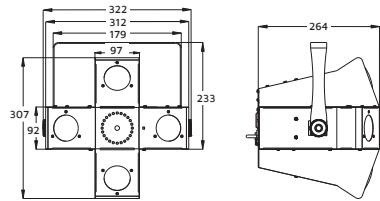

3-IN-1 LED EFFECT LIGHT
WITH DERBY (RGBW),
STROBE, LASER AND IR
REMOTE



The ORBIT2 has 2x 12W RGBW 4-in-1 LEDs for the derby effect, 24x 0.2W SMD white LEDs for the strobe effect and a green and red laser diode. This unit has the added versatility of DMX, manual, auto, sound active, master/slave modes and comes with an IR remote for easy control.

- **Light source**
Derby: 2x 12W RGBW 4-in-1 LEDs
Strobe: 24x 0.2W SMD white LEDs
Laser: 532nm/30mW (green) laser diode,
650nm/100mW (red) laser diode
- **LED lifespan:** 50,000hours
- **Input voltage:** 100-240V AC, 50/60Hz
- **Power consumption:** 45W
- **Power connection:** IEC in/out
- **Operation modes:** DMX, manual, auto, sound active, IR remote master/slave
- **DMX channel:** 2/11
- **Net weight:** 3.35kg






The DARKSTAR2 has 20x 3W LEDs evenly between of RGBWA 5-in-1 LEDs, 24x 0.2W SMD white LEDs for the strobe effect and a green and red laser diode. This unit has the added versatility of DMX, manual, auto, sound active, master/slave modes and comes with an IR remote for easy control.

- **Light source**
 Beam: 20x 3W LEDs (4x red, 4x green, 4x blue, 4x white, and 4x amber)
 Strobe: 24x 0.2W SMD white LEDs
 Laser: 532nm/30mW (green) laser diode, 650nm/100mW (red) laser diode
- **LED lifespan:** 50,000hours
- **Input voltage:** 100-240V AC, 50/60Hz
- **Power consumption:** 80W
- **Power connection:** IEC in/out
- **Operation modes:** DMX, manual, auto, sound active, IR remote master/slave
- **DMX channel:** 2/14
- **Net weight:** 4.3kg


DARKSTAR2

3-IN-1 LED EFFECT LIGHT
 WITH BEAM (RGBWA),
 STROBE, LASER AND IR
 REMOTE



DERBY3



3-IN-1 LIGHTING
EFFECT: DERBY, LED
STROBE, FLOOD LIGHT,
RGB LASER WITH IR
REMOTE



The DERBY3 has 2x 10W RGBW 4-in-1 LED Derby effect, 105 x 0.2w RGB 3-in-1 LEDs Strobe/Wash effect and combines it with Red, Green and Blue laser. This unit has the added versatility of DMX, manual, auto, sound active and master/slave modes and comes with an IR remote for easy control..

- **Light source:**
 - Derby: 2x 10W RGBW 4-in-1 LED
 - Strobe/Wash: 105 x 0.2w RGB 3-in-1 LED
 - Laser: Red 100mw, Green 30mW, Blue 150mw
- **Laser scanner:** by motor
- **Operation modes:** DMX, auto, sound active, master/slave
- **DMX channel:** 2/14
- **Net weight:** 7.5kg





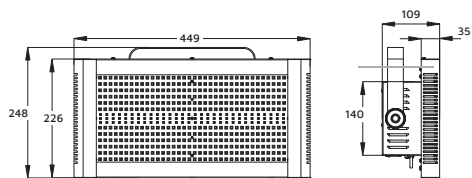
STUNNER400

90x 3W LED STROBE WITH
36 SECTION RGB EFFECT



The STUNNER400 is a strobe with 36 section RGB 3-in-1 LEDs effect panel. It has a central strip of 90x 3W bright white LEDs and 432x 0.2W RGBs for the controllable sections. This unit has the added versatility of DMX, manual, auto, sound active and master/slave modes.

- **Light source**
Effect: 432x 0.2W SMD5050 RGB 3-in-1 LEDs
Strobe: 90x 3W SMD3535 white LEDs
- **LED lifespan:** 50,000hours
- **Dimming:** 0-100%
- **Input voltage:** 100-240V AC, 50/60Hz
- **Power consumption:** 400W
- **Power connection:** powerCON in/out
- **Operation modes:** DMX, manual, auto, sound active
master/slave
- **DMX channel:** 12/45/117
- **Net weight:** 4.55kg



UVB183

18X 3W UV BAR



Under UV light, whites and bright colours appear to glow in the dark. Using 18 x 3W UV LEDs spread over a compact 1m bar, the UVB183 dramatically adds life to your party. Ultra sturdy and compact, fits anywhere.

UVB93

9X 3W UV BAR

UVB93 is a smaller version of UVB183 with 9 x 3W UV LEDs



- Light source:
UVB183: 18 x 3W UV LEDs
UVB93: 9 x 3W UV LEDs
- UV Wavelength: 395-400 nm
- Input Voltage: 100-240V AC, 50/60 Hz
- Plug and play operation
- Length:
UVB183: 985mm
UVB93: 485mm




BAR24X4L

24X 4W RGB LED BAR WITH 8 SEGMENT CONTROL




The BAR24X4L uses 24x4W RGBW 4-in-1 LEDs to produce a powerful wash effect. It is perfect for lighting up walls with vibrant colours. With onboard modes and DMX control, you can utilise the 8 segment control to create visual effects.



- Light Source: 24x 4W RGB LEDs
- Beam Angle: 35°
- PWM: 10,000 Hz
- Operation Modes: DMX, auto, manual, sound active, master/slave
- Control Interface: 3-pin XLR in/out
- DMX Channels: 6/9/16/30/58
- Input Voltage: 110-240V AC, 50/60 Hz
- Dimensions: 1100x150x120 mm
- Weight: 4.5 kg

Optional Accessories (sold separately)

XSTANDM8 Bar Stand



BAR24X4L
mounted on a
XSTANDM8*

* Stand sold separately




EL1000RGB


1W RGB ANIMATION
LASER



The EL1000RGB is 1W Full Colour RGB Analogue 15K scanning animation laser with ILDA





- **Light source:** 1000mW RGB laser
- **Total power:** 22W
- **Control mode:** Auto/Sound/DMX512/Master-slave/ILDA
- **Channels:** 16CH
- **Scanning system:** 15Kpps Scanner, $\pm 30^\circ$
- 51 internal patterns for show
- **Surface temp:** $T_b=45^\circ\text{C}$ (when the environment temp is 30°C)
- **Working temp:** $10^\circ\text{C}-65^\circ\text{C}$
- **Modulation:** TTL
- **Input voltage:** AC100-240V, 50/60Hz
- **Fuse:** BGDG 5x20mm 250VAC F2A
- **Product size:** 188*193*173mm
- **Weight:** 2.4Kg





EL5000RGB

5W RGB FULL COLOUR
ANIMATION LASER



EL5000RGBPRO is a 5W RGB Full Colour Animation Laser - Red: 2000mW/638nm, Green: 1200mW/638nm, 1200mW/520nm+, Blue: 2600mW/445nm. ILDA, RJ45, 30K Scanner, Scanning Angle: +/- 30 degrees - Road case included

- **Light source:** 5W RGB
- **Total power:** 70W
- **Control mode:** Auto/Sound/DMX512/ILDA/RJ45
- **Channels:** 21CH
- **Scanning system:** 30Kpps Scanner, ±30°
- **Surface temp:** Tb=45°C (when the environment temp is 30°C)
- **Working temp:** 10°C--65°C
- **Modulation:** Analog
- **Input voltage:** AC100-240V, 50/60Hz
- **Fuse:** BGD P 5x20mm 250VAC F5A
- **N.W:** 8.5Kg
- **G.W:** 16.5Kg
- **Outer packing size:** 38.5*38.5*32cm

KONTROL48

48 CHANNEL DMX CONTROLLER



Features DMX512 protocol with 48 channels
Scenes: Up to 96 (8 banks of 12 scenes)
Steps: 96,000 programmable steps, up to 999 per scene

Dedicated fade time fader
Dedicated speed fader
Dedicated audio level fader
Dedicated Crossfader, dark and kill buttons

Mix and match chases
Override chases live

MIDI in, out and thru
Direct audio input
Auto, sound active, tap sync modes
DMX polarity selector

Power Input: 12V DC, 800mA
Control DMX: 48 channels

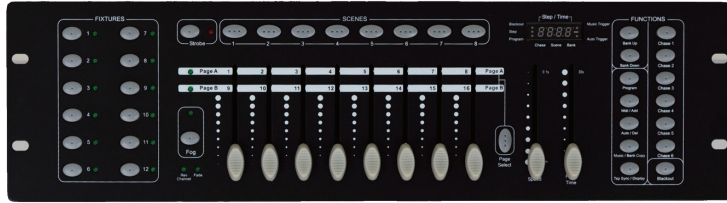
Control: 3-pin DMX out, 5-pin DMX out, MIDI in, MIDI out, MIDI thru, Audio in

Housing Dimensions: 483x267x89 mm
Weight: 4.5 kg
Rackmount: 6 RU



KONTROL192

192 CHANNEL DMX CONTROLLER



DMX512 protocol with 192 channels

Independent control of 12 fixtures, 16ch each

Sound-activated

3RU compatible

Scenes 240 programmable scenes (30 banks of 8 scenes)

Chases 6 chases of up to 240 scenes per chase

Power 9-12V DC 500mA

DMX Interface 3-pin XLR

MIDI Signal 5-Pin din standard interface

Dimensions 482x132x73mm

Weight 2.6kg

This DMX lighting desk provides independent control of 12 fixtures, with up to 16 channels and access to 240 programmable scenes. With dedicated fade time, speed sliders and separate fog and strobe control, you can run a lighting show. The KONTROL192 has 6 built in chase programs which can be programmed to step through scenes or operate with synchronized sound activation through the internal microphone. A compact and efficient DMX controller, ideal for small to medium productions and installations - also supplied with rack mountable in a 3RU format.



KONTROL36

38 CHANNEL DMX CONTROLLER



DMX512 protocol with 36 channels

Independent control of 6 fixtures, 6ch each (RGBWAU)

Sound-activated

Preset 18 colour preset for an immediate operation

Macro Virtual colour wheel to scroll the whole colour spectrum

Power 9-12V DC 500mA

DMX Interface 3-pin XLR

Dimensions 393x140x50mm

Weight 1.5kg

KONTROL16

16 CHANNEL DMX CONTROLLER



DMX512 protocol with 16 channels

Independent control of 4 fixtures, 4ch each (RGBW or RGBA)

Sound-activated

Preset 9 colour preset for an immediate operation

Macro Virtual colour wheel to scroll the whole colour spectrum

Power 9-12V DC 500mA

DMX Interface 3-pin XLR

Dimensions 325x140x52mm

Weight 1.4kg



LM2CASEVL

Compatible with	LM180BWS/LM250
Dimensions	L69.5 W53 H72cm
Weight	35.55kg
Capacity	2



LM2CASEL

Compatible with	LM180/LM150B
Dimensions	L68 W41 H60cm
Weight	23.5kg
Capacity	2



LM2CASE7X30

Compatible with	LM7X30
Dimensions	L62 W41 H59.5cm
Weight	23kg
Capacity	2



LM4CASE

Compatible with	LM75/LM6X15
Dimensions	L55 W46 H51cm
Weight	19.1kg
Capacity	4

ROAD CASES



PAR12LBAG

Compatible with	PAR12X8L PAR12X12L
Dimensions	L32 W23 H35cm
Weight	1.55kg
Capacity	4



T: 02 9897 3077

E: sales@eventec.com.au

www.event-lighting.com.au