


2025 CATALOGUE



EVENTEC

www.eventec.com.au



EVENTEC

EVENTEC is a leading Australian distributor, proudly serving the industry since 2013. Our portfolio has grown over the years to include house brands such as Event Lighting, Event Lighting Lite, Event Lighting Party and Event Pixels. We also distribute industry leaders Antari, Lampro, Colorlight, Nicolaudio Group, MaestroDMX, JDP Motors, Soundking and Wharfedale Pro.

Built on a foundation of honesty, integrity, and exceptional service, EVENTEC is a 100% Australian-owned business dedicated to supporting our clients with unmatched industry expertise and hands-on experience.

This catalogue contains a hand-picked selection of new products mixed in with some staples from Eventec's range of products and services. This selection presents innovative and reliable solutions for a variety of audio-visual applications but please note this is not a complete and exhaustive list of products from the comprehensive range that Eventec delivers to the Australian market.

CONTENTS

EVENT LIGHTING.....	4-8
EVENT STRUCTURAL	9
JDP KYRA.....	10-11
EVENT LIGHTING LITE.....	12
ANTARI.....	13
SPARK FABRICA.....	14
LAMPRO.....	15
COLORLIGHT.....	16-17
WHARFEDALE PRO.....	18-22
SOUNDKING	23
NICOLAUDIE GROUP.....	24
WOLFMIX.....	25
MAESTRODMX.....	26



EVENT LIGHTING

Event Lighting was established in 2013 with a vision to supply professional entertainment lighting products to the Australian market without compromise.

Initially offering great value par fixtures that have earned a reputation of outstanding output and reliability, Event Lighting has expanded to include a diverse range of products in lighting, staging, trussing and rigging.

Event Lighting is proudly Australian owned and has partnered with numerous factories in China in order to further product development and maintain quality and consistency of the product ranges. Our relationships with the factories ensure we can offer the best quality products at reasonable price points while having our own staff in China ensures a high level of quality control and logistical arrangements.

Our growing international presence sees Event Lighting products reaching North America, South East Asia, China, Spain and New Zealand.



DELUGEM800HF

IP65 Moving Head Hybrid

- Light Source: 1 × 800W White LED
- Optics: 4.5°–50° beam angle
- Color: Linear CMY + CTO, 6+ open color wheel
- Gobos: 7+ rotating (interchangeable) + 8 fixed
- Effects: 4-facet prism (circular/linear), animation wheel, frost, iris
- Control: RDM, 5-pin DMX (in/out), Art-Net (in/out)



DELUGEM19X60WFX

IP65 Moving Head Zoom Wash

- LEDs: 19 × 60W RGBW + 72 × 0.5W RGB
- Zoom: 4.5°–60° motorized range
- Unique Feature: Rotating lens system
- Control: 3/5-pin DMX (in/out), RJ45 (in/out)
- Rating: IP65 (dust/water resistant)



HAVOCW7X40CRI

Moving Head Zoom Wash

- 7 × 40W RGB+WW LEDs (pixel control)
- Zoom: 6°–53°
- Control: 3/5-pin DMX (in/out)
- Power Connection: True1 (in/out)



HAVOCW19X40CRI

Moving Head Zoom Wash

- 19 × 40W RGB+WW LEDs (pixel control)
- Zoom: 6°–47°
- Control: 3/5-pin DMX (in/out) +
- Power Connection: True1 (in/out)



HAVOCH950F

Moving Head Hybrid

- Light Source: 950W White LED
- Beam Angle: 4° - 50°
- Colours: 8+open Linear CMY+CTO
- Rotating gobos: 7+open
- Fixed gobos: 8+open
- Control: 5-pin DMX (in/out) + WDMX (optional)
- Power Connection: True1 (in/out)
- Rating: IP20



HAVOCS150

Moving Head Profile

- 150W White LED
- Zoom: 10.2°–48.4°
- Color/Gobo: 8+open / 7+10 rotating/fixed
- FX: 3-facet prism + frost
- Control: 3/5-pin DMX (in/out)
- Power Connection: True1 (in / out)



**OUTBACK350H****IP65 Moving Head Hybrid**

- 350W White LED
- Zoom: 3°-38°
- Color/Effects: Dual CMY+CTO / Dual 7+ gobos / 4-facet prisms
- Control: 5-pin DMX (in/out) + WDMX
- Rating: IP65 (dust/water resistant)

**OUTBACK12X40W****IP65 Moving Head Zoom Wash**

- Light Source: 12 x 40W RGBW 4-in-1 LEDs
- Beam Angle: 3°- 25°
- Zoom Angle: 3°- 45°
- Control: 5-pin DMX (in/out) + RDM + WDMX
- Power Connection: True1 (in/out)
- Rating: IP65 (dust/water resistant)

**F96VW****Variable White Fresnel**

- Light source: 2 x 48W CW 5,700K and WW 2,700K COB LED
- Lens: 80mm Fresnel
- Output: 1,230 lux @ 3m @ 20°
- Zoom: 20°-50° manual zoom
- Power Connection: True1 (in/out)
- Control: 5-pin DMX (in/out), WDMX
- Weight: 2.3 kg

**F200VW****Variable White Fresnel**

- Light source: 2 x 100W CW 6,500K and WW 2,700K COB LED
- Lens: 80mm Fresnel
- Output: 3,550 lux @ 3m @ 20°
- Zoom: 20°-53° manual zoom
- Power Connection: True1 (in/out)
- Control: 5-pin DMX (in/out), WDMX , RDM
- Weight: 3.2 kg

**OPERAC200VWF****Opera Compact Fresnel**

- Light source: 200W* COB LED (3200K-5600K)
- Zoom: 23°-62° manual zoom
- Power Connection: True1 (in/out)
- Control: 5-pin DMX (in/out)
- Accessories included: Gel frame & 8-leaf barn door

***100W model available****OPERAC200FCF****Opera Compact Fresnel**

- Light source: 200W* RGBW LED engine
- Zoom: 22°-62° manual zoom
- Power Connection: True1 (in/out)
- Control: 5-pin DMX (in/out)
- Accessories included: Gel frame & 8-leaf barn door

***100W model available****PANX21****LED COB Pixel Panel**

- Light source: 2x1 40W RGB+VW LEDs
- Beam angle: 60°
- Power Connection: True1 (in/out)
- Control: 5-pin DMX (in/out)
- Mounting: Coffin latch (top+bottom)

**PANX41****LED COB Pixel Panel**

- Light source: 4x1 40W RGB+VW LEDs
- Beam angle: 60°
- Power Connection: True1 (in/out)
- Control: 5-pin DMX (in/out)
- Mounting: Coffin latch (top+bottom)

**PANX22****LED COB Pixel Panel**

- Light source: 2x2 40W RGB+VW LEDs
- Beam angle: 60°
- Power Connection: True1 (in/out)
- Control: 5-pin DMX (in/out)
- Mounting: Coffin latch (all sides)

**PANX44****LED COB Pixel Panel**

- Light source: 4x4 40W RGB+VW LEDs
- Beam angle: 60°
- Power Connection: True1 (in/out)
- Control: 5-pin DMX (in/out)
- Mounting: Coffin latch (all sides)



**PAR12X20H-IP****IP65 LED Pro Par**

- Light source: 12x20W RGBWAU LEDs
- Beam angle: 22°
- Power Connection: True1 (in/out)
- Control: 5-pin DMX (in/out) + WDMX On-board
- Rating: IP65 (dust/water resistant)
- Accessories included: Omega bracket

**PAR12H / Q / VW****LED Pro Par**

- Light source: 12x12W RGBWA / RGBW / VW LEDs
- Beam angle: 30° (40°, 25°, 15° Optional)
- Power Connection: True1 (in/out)
- Control: 5-pin DMX (in/out)
- Cooling: Fanless Cooling
- Accessories included: Omega bracket

**PAR5H / Q / VW****LED Pro Par**

- Light source: 5x12W RGBWAUV / RGBW / VW LEDs
- Beam angle: 30° (40°, 25°, 15° Optional)
- Power Connection: True1 (in/out)
- Control: 5-pin DMX (in/out)
- Cooling: Fanless Cooling
- Accessories included: Omega bracket

**TSUNAMI2-IP****IP65 LED Tilt Moving Head**

- Light source:
 - Strobe: 392pcs White 1.5W LEDs
 - Surface effect: 784pcs RGB 0.8W RGB 3in1 LEDs
- Beam angle: 117°
- Power Connection: True1 (in/out)
- Control: 5-pin DMX (in/out), RJ54 (in/out)
- Rating: IP65 (dust/water resistant)

**DELUGE24X20Q****IP65 Outdoor Wash Fixture**

- Light source: 24 x 20W RGBWA LEDs
- Beam angle: 25°
- Power connection: True1 (In/Out)
- Control: 5-pin DMX (In/Out)
- Cooling: Fanless
- Rating: IP65 (dust / water resistant)
- Accessories included: Omega bracket
- Optional: Diffusion filters / barndoor

**DELUGE24X12H****IP65 Outdoor Wash Fixture**

- Light source: 24 x 12W RGBWAU LEDs
- Beam angle: 30°
- Power connection: True1 (In/Out)
- Control: 5-pin DMX (In/Out)
- Cooling: Fanless
- Rating: IP65 (dust / water resistant)
- Accessories included: Omega bracket
- Optional: Diffusion filters / barndoor

**DELUGE24X12BH****IP65 Outdoor Battery Wash Fixture**

- Light source: 24 x 12W RGBWAU LEDs
- Beam angle: 30°
- Power connection: True1 (In/Out)
- Control: 5-pin DMX (In/Out)
- Cooling: Fanless
- Rating: IP65 (dust / water resistant)
- Battery charge: 6.5 hours
- Accessories included: Omega bracket
- Optional: Diffusion filters / barndoor

**PIXBAR6H / PIXBAR6VW****LED Pixel Control Bar**

- Light source: 6x12W RGBWAUV / VW LEDs
- Beam angle: 30° (55° Optional)
- Power Connection: True1 (in/out)
- Control: 3 & 5-pin DMX (in/out)
- Cooling: Fanless Cooling
- Accessories included: Barndoor, Frost Filter

**PIXBAR12H / PIXBAR12VW****LED Pixel Control Bar**

- Light source: 12x12W RGBWAUV / VW LEDs
- Beam angle: 30° (55° Optional)
- Power Connection: True1 (in/out)
- Control: 3 & 5-pin DMX (in/out)
- Cooling: Fanless Cooling
- Accessories included: Barndoor, Frost Filter

**BLITZBARFX****LED Pixel Control Bar**

- Light source:
 - 384 x White LEDs
 - 384 x RGB LEDs
- Beam angle: 80°
- Power Connection: True1 (in/out)
- Control: 5-pin DMX (in/out)





FOLLOW600

Followspot

- Light source: 600W LED
- Beam angle: 7° - 13°
- Colour wheel: 7 + open
- Power Connection: True1 (in/out)
- Control: 5-pin DMX (in/out)
- Includes: Road case, Kupo tripod stand, gel frame holder



FOLLOW1K

Followspot

- Light source: 1,000W LED
- Beam angle: 3,5° - 7°
- Colour wheel: 7 + open
- Power Connection: True1 (in/out)
- Control: 5-pin DMX (in/out)
- Includes: Road case, Kupo tripod stand, gel frame holder



DOWN9RGB

RGB Downlight

- Light source: 1 x 9W RGB LED
- Beam angle: 24°
- Tilt angle: 20°
- Input voltage: 24 VDC
- Control: DMX via ARCW controller
- Hole size: 90-100mm



DOWN20RGB

RGB Downlight

- Light source: 1 x 20W RGB LED
- Beam angle: 24°
- Tilt angle: 20°
- Input voltage: 24 VDC
- Control: DMX via ARCW controller
- Hole size: 95mm



DOWN30RGB

RGB Downlight

- Light source: 1 x 30W RGB LED
- Beam angle: 24°
- Tilt angle: 20°
- Input voltage: 24 VDC
- Control: DMX via ARCW controller
- Hole size: 120mm



PL2RGBW

RGB LED Strip Light

- Light source: 896 RGB LEDs
- Power consumption: 20W
- Input voltage: 24 VDC
- Control:
 - RF controller for RGBW (optional)
 - DMX controller (optional)
- Length: 993mm



SPLIT2/SPLIT6

2/6 Way Splitter

- Connection:
 - 1 x 3 & 5 / 5Pin XLR in
 - 1 x 3 & 5 / 5Pin XLR thru
 - 2/6 x 3 & 5 / 5Pin XLR splitter
- Power Connection: Powercon



APRO2

PRO WiFi Node 2

- Control: Art-net / sACN / DMX / RDM
- Power Connection: True1 or POE
- Interface:
 - 1 x RJ45 Ethernet interface with POE
 - 2 x 5-pin XLR out
 - 2.4G Wifi support Matrix or Artnet APP control



APRO4

PRO Node 4

- Control: Art-net / sACN / DMX / RDM
- Power Connection: True1
- Interface:
 - 2 x RJ45 Ethernet interface with POE
 - 4 x 5-pin XLR out

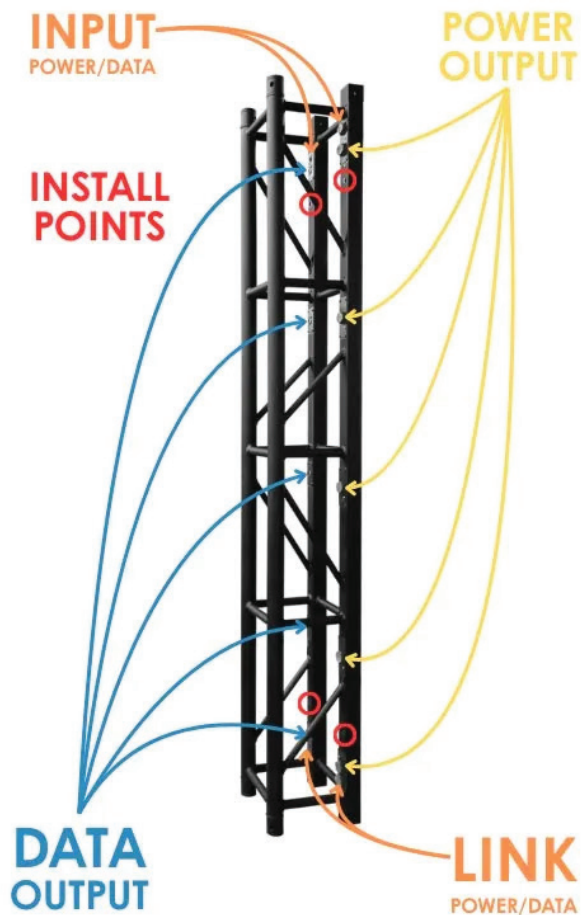


APRO8

PRO Node 8

- Control: Art-net / sACN / DMX / RDM
- Power Connection: True1
- Interface:
 - 2 x RJ45 Ethernet interface with POE
 - 8 x 5-pin XLR out





POWER TRUSS




Introducing the Power Truss — a game-changing innovation designed to streamline your rigging and power distribution. Featuring dedicated TrueOne input and output ports, it ensures seamless power delivery to your fixtures, while integrated 5-Pin XLR connectors enable effortless data transfer between lights and controllers.

Engineered for simplicity and efficiency, the Power Truss incorporates a single input for both power and data, with two outputs per meter of truss — plus an additional output for easy expansion to subsequent sections.

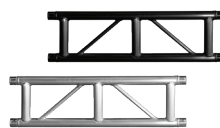
BOX TRUSS



TRI TRUSS



FLAT TRUSS



TUBE TRUSS




ACCESSORIES



STANDARD STAGING



COFFIN LATCH STAGING



FOLDING STAGING



CUSTOM CASES



EVENT STRUCTURAL

EVENT STRUCTURAL


With professional engineers and building design practitioners registered in multiple states throughout Australia, Event Structural can assist you with your design to ensure it is safe and practical.

Event Structural possesses extensive expertise and experience across a wide spectrum of Structural, Civil, and Geotechnical engineering. We offer comprehensive design and construction services that encompass trussing, staging, and both temporary and permanent structures.



We provide the following services:

- Structural/Engineering Analysis, Report and Certification
- Building Code of Australia Compliance Certification
- 3-Dimensional Structures/BIM Design
- Structural Engineering Consultancy
- Risk Analysis and Management
- On-site Inspections



TEMPORARY STRUCTURE SYSTEMS

For customers designing a one-off structure and only require certification for one (time), customers can purchase a "One-off" certificate to validate their structures.

For customers who are needing repeat uses of an identical design over multiple sites, the 1-Year Subscription allows customers to receive as many certifications per design within a 12-month period. The 1-Year Subscription is valid in areas of New South Wales, Queensland, Victoria, Northern Territory and the Australian Capital Territory (ACT).

Analysis Report

We offer analysis reports for Simple Structures, Median Structures and Complex Structures to ensure the safety and practicality of your project.

Certificate - One-off

We offer One-off structural certification for Simple Structures, Median Structures and Complex Structures to validate your project plan to council and/or project organisers.

Certificate - Subscription

We offer a 1-Year Subscription for structural certification of Identical Simple Structures, Median Structures and Complex Structures.

TYPES OF STRUCTURES

Simple Structure

Single facet structure. Such as single upright, single hanging truss.

Median Structure

Simple-multi facets structure. Such as stage with roof.

Complex Structure

Any structure not covered in the simple and median structure.

Custom Structures

Custom Structures such as Public Artwork can be quoted upon request.

JDP KYRA SERIES



JDP is a German-engineered stage hoist brand focused on durable, safe, and reliable lifting solutions for stage performances. JDP's products are built to minimize risks, so crews can focus on delivering great shows without safety concerns.

Every project has different needs. JDP delivers customized hoisting solutions with quick turnaround times, ensuring the right fit for technical requirements and budget.

German engineering. Proven reliability. Safety you can trust.



Kyra

STAGE ELECTRIC HOIST



JDP-K250

Kyra-D8 PLUS Stage Hoist

- Loading weight: 250 Kg
- Chain length: 20m
- Lifting speed: 4m / min
- Connection: Wieland 6-pole
- IP rating: IP66
- Dimensions: 102 x 295 x 200 mm
- Weight: 12 Kg



JDP-K500

Kyra-D8 PLUS Stage Hoist

- Loading weight: 500 Kg
- Chain length: 20m
- Lifting speed: 4m / min
- Connection: Wieland 6-pole
- IP rating: IP66
- Dimensions: 111 x 370 x 240 mm
- Weight: 18.5 Kg



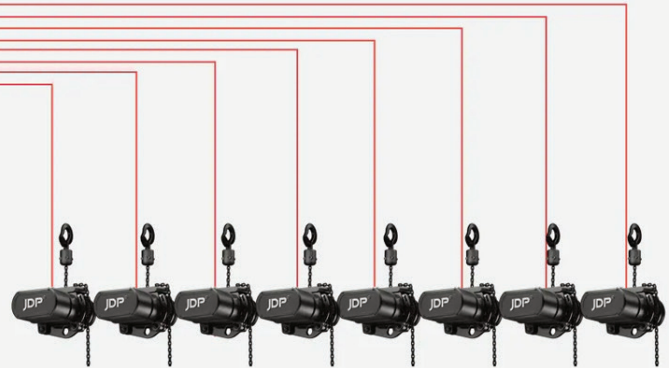
JDP-K1000

Kyra-D8 PLUS Stage Hoist

- Loading weight: 1000 Kg
- Chain length: 20m
- Lifting speed: 4m / min
- Connection: Wieland 6-pole
- IP rating: IP66
- Dimensions: 135 x 410 x 260 mm
- Weight: 27.9 Kg



JDP GROUP CONTROLLERS



JDP
Group Controllers



JDP-CON4G Group Controller in Portable Case

- Input power: 380V
- Channels: 4
- Connection: 4 x Wieland 6-pole
- Portable Case



JDP-CON8G Group Controller in Flight Case

- Input power: 380V
- Channels: 8
- Connection: 8 x Wieland 6-pole
- Flight Case with castors



EVENT LIGHTING LITE



Event Lighting's LITE brand is a more affordable range of quality products. These are ideal for installations and mobile entertainment events. The LITE range includes DJ Effect Lights, Moving Heads, Parcans, Road Cases, and Controllers. The lights are big on brightness and performance with control options for entry level users.

Event Lighting strives to provide high quality products that are feature packed and designed to perform reliably and consistently. Event Lighting is proudly Australian owned and operated, combining extensive research and development with a vast degree of hands-on industry experience delivering high quality lighting solutions.



FXGOBO100

Gobo Effect Light

- Light source: 100W LED
- Beam angle: 75°
- Gobos: 6 rotating gobos + open
- Power Connection: PowerCON (in/out)
- Control: 3-pin DMX (in/out)



FXWAVE100

Waterwave Effect Light

- Light source: 100W LED
- Beam angle: 45°
- Colour wheel: 5 colours + white
- Water Effect: two water wheels rotating / indexing
- Power Connection: PowerCON (in/out)
- Control: 3-pin DMX (in/out)



PAR18X4QL-IP

Outdoor Lite Par

- Light source: 18 x 4W RGBW LED
- Beam angle: 45°
- Power Consumption: 100W
- Power Connection: True1 (in/out)
- Control: 3-pin DMX (in/out)
- IP rating: IP65
- Weight: 2.0 kg



PAR12X12L / 8L / 4UWL

RGBW / RGBW / UV Par

- Light source: 12 x 12RGBW / x 8W RGBW / x 4W UV LED
- Beam angle: 40°
- Power consumption: 60 / 60 / 50 W
- Power Connection: IEC (in/out)
- Control: 3-pin DMX (in/out)
- Cooling: Fanless




ANTARI



Since 1984, Antari has been a leading global manufacturer, specializing in atmospheric special effects, like fog, haze, and snow for a wide range of international live and broadcast venues, festivals, corporate events, theatre, concerts, clubs, theme parks, archtainment, and houses of worship.

Antari's R&D expertise and strict attention to detail allows to continually create new and exciting cutting-edge special effects, while always being mindful of environmental concerns to also create the safest and most energy-efficient products possible.



F12NEBULA

Universal Voltage Faze Machine

- Rated power: 1400W / 240V / 5.5A
- Warm up time: 8 min
- Fluid tank capacity: 5 Litres
- Fluid consumption: 9 ml / min
- Control: 3 & 5-pin DMX (in/out)
- Flightcase: Stackable



F7X

Smaze Machine

- Rated power: 1900W / 240V
- Warm up time: 8 min
- Fluid tank capacity: 2 x 5 Litres
- Fluid consumption:
 - 150 ml / min Fog Mode
 - 28 ml / min Faze Mode
- Control: 3 & 5-pin DMX (in/out)



CH1

Cinema CO2 Haze Machine

- Rated power: 700-1250W
- Warm up time: 8 min
- Gas Type: CO2, N2
- Gas Pressure Range: 50-60psi / 3.4 - 4.1 bar
- Fluid consumption: 2 ml / min @40psi / 2.76 bar
- Control: 5-pin DMX (in/out)



M12

Universal Voltage Fog Machine

- Rated power: 2000W
- Warm up time: 13 min
- Fluid tank capacity: 10 Litres
- Fluid consumption: 400 ml / min
- Control: 3 & 5-pin DMX (in/out)



SPARK FABRICA

Spark Fabrica.

Spark Fabrica was founded with a vision to become the world's most recognised technology and product solution specialist in the field of indoor and outdoor high-end stage effects. The Spark Fabrica Product Range include spark jets, spark rain, flame machines and smoke effects machines.



SF-XO2PRO Turbo Smoke Jet Machine

- Rated power: 2500W
- Warm up time: 9 min
- Fluid tank capacity: 3L
- Light Source: 14 x 8W LED
- Control: 3 & 5-pin DMX (in/out)



LAMPRO



LAMPRO




LAMPRO has been established in 2004. It is a professional LED display products and application solution service provider integrating R&D, design, manufacture, sales, and service. LAMPRO has developed various products and solutions, some of which are unique in the global market.



LMINI SERIES

Ultra Light Screens

- Panel size: 600x337.5x29.8mm
- Panel weight: 4.3 kg / panel
- Module size: 150x168.75mm
- Maintenance: Front
- IP rating: IP65 (Front)



BNXII SERIES

Free Splicing Indoor Screens

- Panel size: 500x500/750/1000x40 & 500/750/1000x250x40mm
- Panel weight: 4.9 - 5.2 kg
- Module size: 250x250 mm
- Maintenance: Front & Rear
- Installation: Wall Mounting / Back-strip / Hanging / Ground Stack



LRS SERIES

Carefree Rental Indoor Screens

- Panel size: 500x500x74.2 / 500x1000x74.2mm
- Panel weight: 7.5 / 11 kg
- Module size: 250x250 / 250 x 500mm
- Maintenance: Front / Rear
- Curve: Convex 10° - Concave 10°



LSK SERIES

Ultra Thin Outdoor Screens

- Panel size: 500x1000x82 / 500x750x82mm
- Panel weight: 28.6 kg/m²
- Module size: 250x250 mm
- Maintenance: Front & Rear
- IP rating: IP69K



LST SERIES

All Weather Outdoor Screens

- Panel size: 960x960x91mm
- Panel weight: 25 kg (panel)
- Module size: 480x320 mm
- Maintenance: Front & Rear
- IP rating: IP65 (Front & Rear)



COLORLIGHT



Colorlight is a high-tech company that takes video processing algorithms as the core and hardware devices as the carrier to provide customers with comprehensive solutions in video and image fields. Colorlight products have been widely used in XR virtual production, smart cities, important celebrations, large events, performance stages, television studios, business centers, providing of process video and image comprehensive solutions.




CL-AX08 Media Station LED Sender

- Dual 4K Inputs for high-resolution content
- On-board scaling for seamless resolution adjustment
- Wi-Fi 6 for fast and stable wireless connectivity
- Bluetooth 5.2 for enhanced device compatibility
- 8 x 1G RJ45 Outputs (supports loading capacity up to 3.9 million pixels)



CL-X100PRO- 4U / 7U Professional Video Splitters

- Max. load capacity: 26 / 52 million pixels
- Max. width/height: 16,384 / 32,767 pixels
- Max. input boards: 4 / 8
- Max. output boards: 4 / 8
- Video processing: High frame rate, cropping, scaling, splicing, channel logo, background image, subtitle, and 3D



CL-VX6**Video Processor**

- On-board scaling, cropping, switching for versatile display control
- 3-Layer PIP (Picture-in-Picture) for advanced multitasking
- 6 × 1G RJ45 Outputs
- 2 × 10G Fibre Optic Outputs
- 1 × HDMI 1.3 Output
- Supports loading capacity up to 3.93 million pixels

**CL-VX10****Video Processor**

- On-board scaling, cropping, switching for seamless display management
- 3-Layer PIP (Picture-in-Picture) for advanced multitasking
- 10 × 1G RJ45 Outputs
- 2 × 10G Fibre Optic Outputs
- 1 × HDMI 1.3 Output
- Supports loading capacity up to 6.5 million pixels

**CL-VX20****Video Processor**

- Image/input preview for real-time monitoring
- On-board scaling, cropping, switching for precise display control
- 3 × 4K Layer PIP (Picture-in-Picture) for advanced multi-source management
- 20 × 1G RJ45 Outputs
- 4 × 10G Fibre Optic Outputs
- Supports loading capacity up to 13 million pixels

**CL-X8M****Video Processor**

- 6-Layer PIP (Picture-in-Picture)
- 8 × 1G RJ45 Outputs
- Supports loading capacity up to 5.24 million pixels
- Input Specifications:
 - 1 × DP 1.2
 - 1 × HDMI 2.0
 - 4 × HDMI 1.4
 - 1 × USB
- Input resolution up to 4096 × 2160 @ 60Hz

**CL-X12M****Video Processor**

- 6-Layer PIP (Picture-in-Picture)
- 12 × 1G RJ45 Outputs
- Supports loading capacity up to 7.86 million pixels
- Input Specifications:
 - 1 × DP 1.2
 - 1 × HDMI 2.0
 - 4 × HDMI 1.4
 - 1 × USB
- Input resolution up to 4096 × 2160 @ 60Hz



WHARFEDALE PRO

Wharfedale Pro produces high quality, affordable and durable sound reinforcement products for musicians (professional and amateur) and for corporate installations, from superclubs to shopping malls.



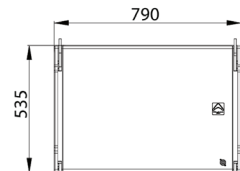
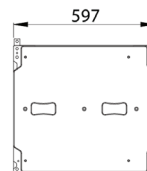
A combination of a passion for music and stringent quality control stemming from one of the world's most famous loudspeaker companies means power, reliability and great value are what they're known for.



XLA-118SUB

Passive Line Array Subwoofer

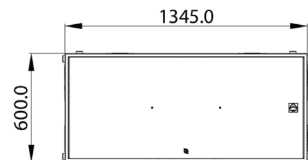
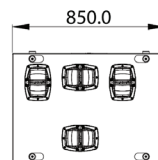
- 18" Flying subwoofer
- 1600 W Continuous
- 3200 W Programme
- 6400 W Peak
- 4.0" LF voice coil
- 147 dB System Peak SPL
- Weight: 70.7 kg



XLA-221SUB

Passive Line Array Subwoofer


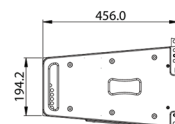

- Dual 21" subwoofer
- 2 x 1600 W Continuous
- 2 x 3200 W Programme
- 2 x 6400 W Peak
- 4.0" LF Quattro (4 layer) voice coil
- 153 dB System Peak SPL
- Weight: 114 kg



XLA-308

Passive Line Array Element

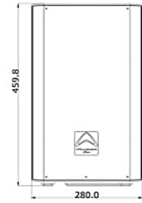
- Passive 3-way bi-amplified
- 700 W LF + 150 W MHF Continuous
- 1400 W LF + 300 W MHF Programme
- 2800 W LF + 600 W MHF Peak
- 146 dB System Peak SPL
- Weight: 33 kg



TOURUS+8 / A8

Passive / Active Speaker

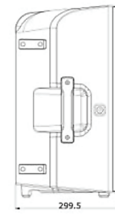
- 8" Passive / Ac-loudspeaker
- Max SPL @ 1 M : 124 dB
- Frequency Range: 60 Hz – 20 KHz
- 2" LF Voice coil
- 180W / 280W Continuous
- 720W / 560W Peak
- Dual 35 mm pole sockets 0° and -3°
- Weight: 9.8 / 10.3 kg



TOURUS+10 / A10

Passive / Active Speaker


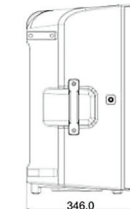
- 10" Passive / Ac-loudspeaker
- Max SPL @ 1 M : 125 dB
- Frequency Range: 55 Hz – 20 KHz
- 2.5" LF Voice coil
- 200W / 320W Continuous
- 800W / 640W Peak
- Dual 35 mm pole sockets 0° and -3°
- Weight: 12.1 / 10.3 kg



TOURUS+12 / A12

Passive / Active Speaker

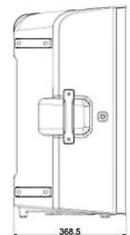
- 12" Passive / Ac-loudspeaker
- Max SPL @ 1 M : 128 dB
- Frequency Range: 50 Hz – 20 KHz
- 3.0" LF Voice coil
- 300W / 450W Continuous
- 1200W / 900W Peak
- Dual 35 mm pole sockets 0° and -3°
- Weight: 16.6 / 17.6 kg



TOURUS+15 / A15

Passive / Active Speaker

- 15" Passive / Ac-loudspeaker
- Max SPL @ 1 M : 130 dB
- Frequency Range: 42 Hz – 20 KHz
- 3.0" LF Voice coil
- 350W / 500W Continuous
- 1400W / 1000W Peak
- Dual 35 mm pole sockets 0° and -3°
- Weight: 18.4 / 19.1 kg



WDG-12 / 15 / A12 / A15

Passive / Active Monitor

- 12"/15" Passive / Active floor monitor
- Max SPL @ 1 M : 127/129/131/132 dB
- Frequency Range: 58/48/55/42 Hz – 20 KHz
- 250 / 300 / 450 / 500 W Continuous
- 1000 / 1200 / 1800 / 2000 W Peak
- System Rated Impedance: 8 Ω
- Monitor angle: 60° - 25°
- Weight: 20 / 24.3 / 25.1 / 27.8 kg



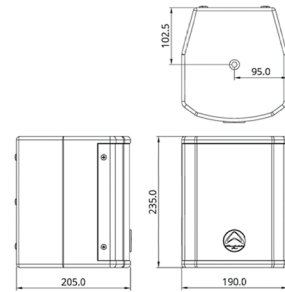
GPL-5 / 5T

Passive Installation Speaker

- 70° conical coverage
- 200 W AES (Continuous)
- 400 W Programme
- 800 W Peak
- 1.5" LF Voice coil
- 125 dB Max SPL @ 1 m
- 70 V / 100 V "T" model
- Weight: 5.12 kg



RRP: \$519.00 / \$579.00



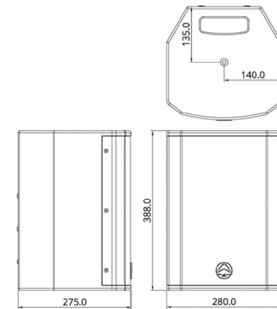
GPL-8 / 8T

Passive Installation Speaker

- 70° conical coverage
- 350 W AES (Continuous)
- 700 W Programme
- 1400 W Peak
- 2.5" LF Voice coil
- 128 dB Max SPL @ 1 m
- 70 V / 100 V "T" model
- Weight: 9.78 kg



RRP: \$759.00 / \$779.00



GPL-12

Passive Installation Speaker

- 60° conical coverage
- 450 W AES (Continuous)
- 900 W Programme
- 1800 W Peak
- 4.0" LF Voice coil
- 131 dB Max SPL @ 1 m
- Weight: 22 kg



GPL-28B

Dual Passive Subwoofer

- Discrete and Parallel modes
- 400 W AES (Continuous)
- 800 W Programme – Parallel
- 1600 W Peak – Parallel
- 2.5" LF Voice coils
- 135 dB Max SPL @ 1 m
- Weight: 25 kg



WLA-112

Passive Line Array Element

- 450 W AES (Continuous)
- 950 W Programme
- 1800 W Peak
- 4.0" LF Voice coil
- 2.87" HF Voice coil
- 139 dB Max SPL @ 1 m
- Weight: 29.4 kg



WLA-118SUB

Passive Line Array Subwoofer

- 18" Beyma driver
- 1600 W AES (Continuous)
- 3200 W Programme
- 6400 W Peak
- 4.0" LF Voice coils
- 147 dB Max SPL @ 1 m
- Weight: 57.8 kg



WLA-121SUB

Passive Line Array Subwoofer

- 21" Beyma driver
- 1600 W AES (Continuous)
- 3200 W Programme
- 6400 W Peak
- 4.0" LF Voice coil
- 147 dB Max SPL @ 1 m
- Weight: 70.5 kg



WLA-DB1

Dolly Board

- 4 lockable castors
- Easily stackable when not in use



WLA-XFCDF

Common Dolly Frame

- 4 locking castor wheels
- 4 adjustable outriggers



XC-44F / XC-44N**DSP Controller**

- 4 in – 4 out DSP control
- Compatibility with DP-F and DP-N amplifiers
- Comprehensive FIR preset library
- Analog, AES/EBU, Ethernet/ Dante™
- Weight: 2.2 kg

**DR4800 / DR6000****Class D Amplifier**

- 2 channels
- 8 Ohm 2 x 1450 W / 1850 W
- 4 Ohm 2 x 2500 W / 3150 W
- 8 Ohm Bridged 1 x 3500 W / 4700 W
- Class D
- Weight: 17.6 / 19.5 kg



RRP: \$1,199.00 / \$1,279.00

DP-2200 / DP-4030 / DP-4035/ DP-4065 / DP-4100**Class D Amplifier**

- 2 / 4 / 4 / 4 channels
- 8 Ohm 2 x 2000 / 4 x 300 / 4 x 350 / 4 x 650 / 4 x 1000 W
- 2 Ohm 2 x 4760 / - / 4 x 1010 / 4 x 1870 / 4 x 2980 W
- 16 Ohm Bridged 1 x 4000 / 2 x 600 / 2 x 700 / 2 x 1300 / 2 x 2000 W
- 100 V Hi-Z : 2 x 3400 W / - / 70 V Hi-Z : 4 x 1100 W / 70 V Hi-Z : 4 x 1700 W
- Weight: 9.3 / 4.5 / 8.0 / 9.1 / 9.1 kg

**DP-2200F / DP-4035F / DP-4065F / DP-4100F****Class D FIR Amplifier**

- 2 / 4 / 4 / 4 channels
- 8 Ohm 2 x 2000 / 4 x 350 / 4 x 650 / 4 x 1000 W
- 2 Ohm 2 x 4760 / 4 x 1010 / 4 x 1870 / 4 x 2980 W
- 16 Ohm Bridged 1 x 4000 / 2 x 700 / 2 x 1300 / 2 x 2000 W
- 100 V Hi-Z : 2 x 3400 W / - / 70 V Hi-Z : 4 x 1100 W / 70 V Hi-Z : 4 x 1700 W
- Weight: 9.3 / 4.5 / 8.0 / 9.1 / 9.1 kg

**DP-2200N / DP-4035N / DP-4065N / DP-4100N****Class D FIR Amplifier with Dante™ connectivity**

- 2 / 4 / 4 / 4 channels
- 8 Ohm 2 x 2000 / 4 x 350 / 4 x 650 / 4 x 1000 W
- 2 Ohm 2 x 4760 / 4 x 1010 / 4 x 1870 / 4 x 2980 W
- 16 Ohm Bridged 1 x 4000 / 2 x 700 / 2 x 1300 / 2 x 2000 W
- 100 V Hi-Z : 2 x 3400 W / - / 70 V Hi-Z : 4 x 1100 W / 70 V Hi-Z : 4 x 1700 W
- Weight: 9.3 / 4.5 / 8.0 / 9.1 / 9.1 kg



Installation Amplifiers

DP-i series FOR FIXED INSTALLATION



DP-4035i 4 x 765 W



DP-8015i 8 x 150 W



DP-4035i

Installation Amplifier with GPIO functionality

- 4 channels
- 8 Ohm 4 x 450 W
- 2 Ohm 4 x 765 W
- 16 Ohm Bridged 2 x 900 W
- 100 V Hi-Z 4 x 765 W
- Weight: 8.4 kg



DP-8015i

Installation Amplifier with GPIO functionality

- 8 channels
- 8 Ohm 8 x 150 W
- 2 Ohm 8 x 150 W
- 16 Ohm Bridged 4 x 300 W
- 100 V Hi-Z 8 x 150 W
- Weight: 6.0 kg



SOUNDKING



SoundKing is recognized for its durable, versatile, and modern-designed stands, cables, and accessories, trusted by professionals for events worldwide.

From intimate performances to large-scale productions, SoundKing offers a comprehensive product range designed to deliver reliable, high-quality audio solutions for any event.



SB600

Doublespeaker Mount

- Compatibility: 35mm pole speaker stands
- Max Load: 2 x 25 kg (50 kg total)
- Adjustable Width: 360-510 mm
- Materials: Steel frame, plastic knobs
- Weight: 1.5 kg



SB500

Tripod Telescopic Speaker Stand

- Height: 1040-1720mm
- Load capacity: 45kg
- Material: Steel
- Weight: 3.8Kg



SB800

Tripod Pneumatic Speaker Stand

- Height: 1155-1815mm
- Load capacity: 60kg
- Material: Carbon steel
- Box size: 130x130x1155mm
- Weight: 5.4Kg



SB310 / SB311

Pneumatic Subwoofer Pole

- Suit: 35mm Socket / M20 Thread
- Height: 800-1340mm
- Load capacity: 50kg
- Material: Aluminium
- Box size: 95x75x860mm
- Weight: 2kg



SB318

Pneumatic Speaker Stand with Square Base

- Height: 1100-1800mm
- Load capacity: 15kg
- Material:
 - Stand: aluminum
 - Base: cold-rolled steel
- Weight: 11.5kg



XLRMXLRF1.5/3/5/10/20PRO

XLR 3 pin male to female professional grade cable



Length (m)

1.5

3

5

10

20

NICOLAUDIE GROUP



NICOLAUDIE
ARCHITECTURAL

Nicolaudie is the inventor and industry leader of the computerized lighting controller concept.

In 1987, they designed the world's first computerized lighting controller for Amiga computers. For more than 30 years Nicolaudie Group has developed pioneering software and hardware dedicated to lighting control.



DINA-NASPLIT-4

DIN Rail Mounted DMX Splitter



- Input: 1x isolated input
- Output: 4x isolated output
- Thru: 1x passive loop output
- RDM: Yes
- Power: 12-48 VDC



DINA-DRMICRO

DIN Rail Mounted Set and Forget Lighting Controller



- Number of scenes: 10
- Number of zones: 1
- Power voltage: 5-5.5V DC
- Power connector: USB



DINA-DR2 / DR2LITE

DIN Rail Mounted Lighting Controller



- Number of scenes: 99
- Number of zones: 5
- Power voltage: 8-15V DC
- Ports: 8+3
- Output channels: 1024 / 512
- Power connector: Screw terminal



DINA-DR1 / DR1LITE

DIN Rail Mounted Lighting Controller



- Number of scenes: 2000
- Number of zones: 20
- Power voltage: 8-15V DC
- Ports: 8+4 / 8 + 2 + 2 (optional)
- Output channels: 3072 / 1024
- Power connector: Screw terminal



NATOUCH-4

Wall-mounted touch screen for



- Input power: POE IEEE802.3af 100-200V 50/60Hz
- OS: Android
- Connections:
 - USB-C
 - Ethernet/POE
 - Wifi 802.11b/g/n
- Screen: 4 inches (85 mm), 480x480px IPS



WOLFMIX



WOLFMIX

Wolfmix W1 is a standalone performance DMX lighting controller - designed for creating light shows on the fly without a computer.

A toolbox of FX modules, music sync, and up to 4 DMX universes - packed inside robust hardware with a powerful processor. Choose from 1000's of light fixtures, or build your own directly inside the controller. Whether it's for a live performance, disco, club or show - Wolfmix has you covered.



WOLFMIX W1MK2

Standalone performance DMX lighting controller

- 2x 3pin DMX OUT XLR connectors
- 1x 5pin DMX OUT XLR connector
- 1x 5pin DMX IN/OUT XLR connector with WLINK
- USB-B connector- 900ma required (USB3 rating)
- USB-A connector (MIDI/MSD)



MAESTRODMX

MAESTRO[®] DMX

The future of music & lighting.

MaestroDMX™ is an autonomous lighting designer-in-a-box that listens to music and makes decisions like a professional lighting designer.



MAESTRODMX Autonomous Lighting Designer

- 2x USB 2.0 Type A
- 1x Ethernet Port 10/100/1000M
- 1x RCA stereo consumer line level (-10dBV) input
- 1 x Wireless Dongle: 2.4GHz, IEEE 802.11b/g/n
- Power Input: USB-C Connector, 5V DC, 0.4A



Presented Brands:















Notes:

.....

.....

.....

.....

.....

.....

.....

.....



EVENTEC

2025 EVENTEC CORE COLLECTION CATALOGUE

EVENTEC [NSW Office]

Address:

4 Parramatta Road
Clyde, NSW 2142, Australia

Tel:

Sales: 02 9897 3077
Service: 02 9897 3088

Email:

Info: info@eventec.com.au
Sales: sales@eventec.com.au

Open:

Monday - Friday: 9:00am - 4:00pm

www.eventec.com.au

EVENTEC [QLD Office]

Address:

4/22 Lawrence Drive
Nerang, QLD 4211, Australia

Tel:

Sales: 02 9897 3077
Service: 02 9897 3088

