
EVENT LIGHTING

LED Pixel Bar

Model No. PIXBAR12x3, PIXBAR12x8, PIXBAR12x12

USER MANUAL



For safety, please read this user manual carefully before initial use.

Event Lighting reserves the right to revise the manual at any time. Information and specifications within this manual are subject to change without notice. Event Lighting assumes no liability or responsibility for any errors or omissions. Please consult Event Lighting for any clarification or information regarding this item.

www.event-lighting.com.au

V2.0

CONTENTS

Safety Instructions

- Power Input & Power Linking

Product Installation

- Fuse replacement

Diagrams

- Lux Chart
- Dimensions

Control Board Operation

- DMX Addressing
- DMX Modes
- Sound Mode
- Setting Static Colors
- Manual Color Mode
- Automatic Mode

Special Chaser Mode

- Settings for Master device
- Setting for the slave devices

DMX Values

Technical Specifications

Warranty

Safety Instructions

WARNING

- Do not open this device, there is no user-serviceable parts inside. Risk of electric shock.
- Do not look at the light source when the device is on.
- **CAUTION:** This unit's housing may be hot during and after operation.
- Install this device in a location with adequate ventilation, at least 20 inch (50 cm) from adjacent surfaces.
- Do not leave any flammable material within 50 cm of this unit while operating or connected to power.
- Use a safety chain when mounting this device overhead.
- Do not operate this device outdoors or in any location where dust, excessive heat, water, or humidity may affect it.
- Do not operate this device if the housing, lenses, or cables appear damaged.
- Do not connect this device to a dimmer or rheostat.
- **ONLY** connect this device to a grounded and protected circuit.
- **ONLY** use the hanging bracket to carry this device.
- In case of a serious operating problem, stop using immediately.
- The maximum ambient temperature is 104° F (40° C). Do not operate this device at higher temperatures.

Power Input & Power Linking

This device has an auto-switching power supply work with input voltage range of 100~240 VAC, 50/60 Hz. Link up to the maximum of 15A. DO NOT exceed this number.

Product Installation

This device can be mounted in many orientations provided each individual device is secured by the use of correct mounting bracket.

Use a safety chain when mounting this device overhead.

Fuse Replacement

If the fine-wire fuse of the device fuses, only replace the fuse by a fuse of same type and rating.

Before replacing the fuse, unplug mains lead.

Procedure:

Step 1: Unscrew the fuse holder on the rear panel with a fitting screwdriver from the housing (anticlockwise).

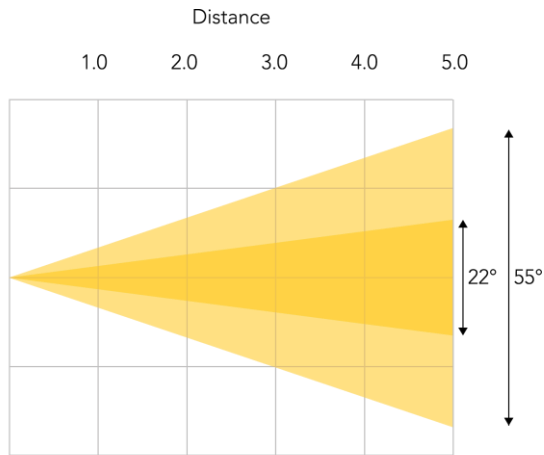
Step 2: Remove the old fuse from the fuse holder.

Step 3: Install the new fuse in the fuse holder.

Step 4: Replace the fuse holder in the housing and fix it.

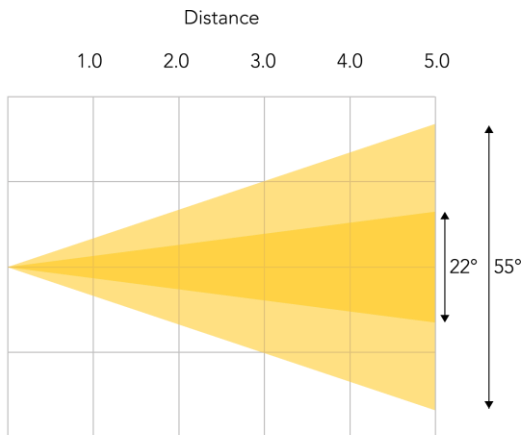
Lux Chart

PIXBAR12X3



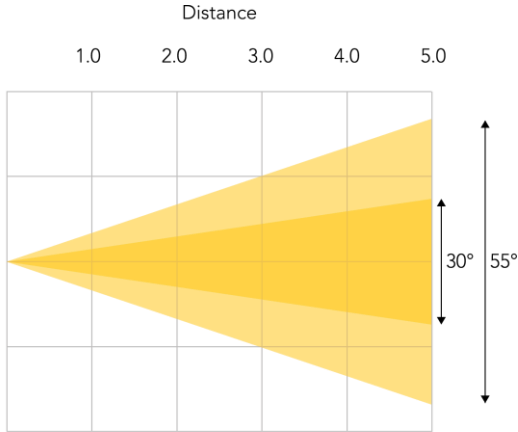
LUX @ 22°	∅ 0.39	∅ 0.78	∅ 1.17	∅ 1.56	∅ 1.94
R	1,165	483	290	189	130
G	1,230	512	312	205	142
B	1,342	556	345	223	154
Full	2,628	1,353	789	569	393

PIXBAR12X8



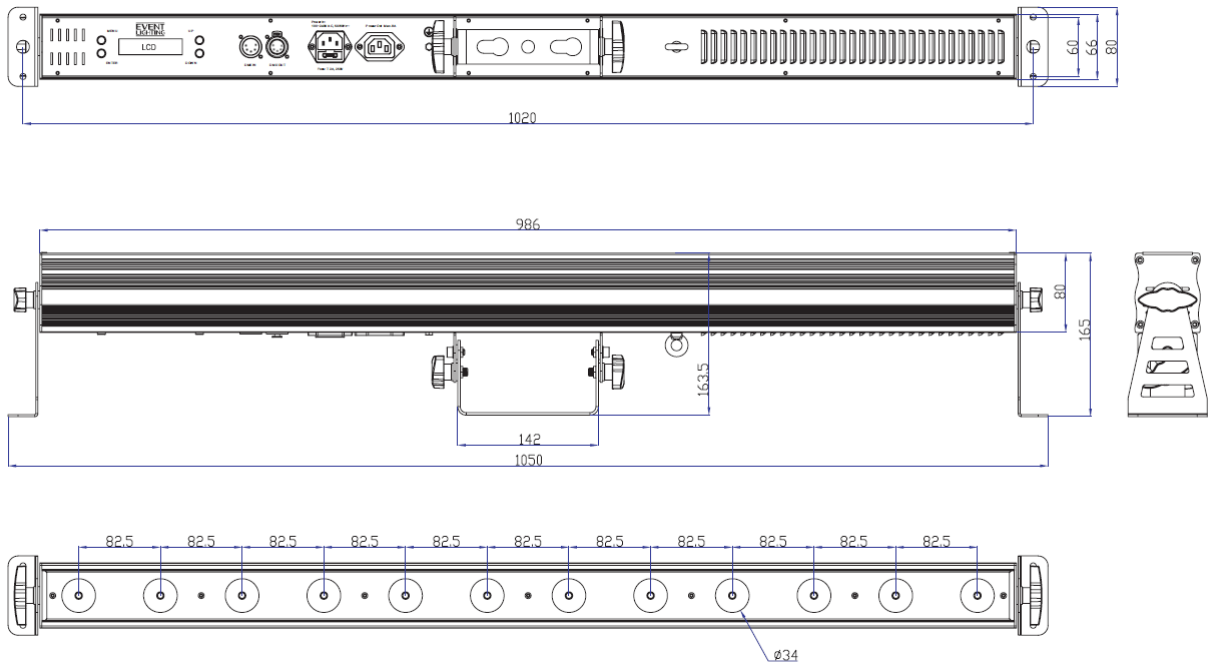
LUX @ 22°	∅ 0.39	∅ 0.78	∅ 1.17	∅ 1.56	∅ 1.94
R	1,540	640	335	215	145
G	1,432	590	320	206	140
B	1,515	664	370	240	169
W	1,930	850	480	310	210
Full	5,700	2,550	1,410	890	630

PIXBAR12X12



LUX @ 30°	Ø 0.54	Ø 1.07	Ø 1.61	Ø 2.14	Ø 2.68
R	913	375	190	119	87
G	1,164	486	250	156	113
B	1,157	468	240	154	109
W	1,706	678	351	219	158
A	673	257	135	189	67
U	290	116	59	36	26
Full	5,180	2,050	1,067	660	471

Dimensions



CONTROL BOARD OPERATION

Press the Menu until one of the following had been displayed:

PIXBAR12X3 Display	PIXBAR12X8 Display	PIXBAR12X12 Display	Function
1.DMX Address	1.DMX Address	1.DMX Address	To set DMX address
2.DMX Channel	2.DMX Channel	2.DMX Channel	To set DMX channel modes: 12x3 Model - CH 3, 5, 6, 7, 9, 12, 18, 36 12x8 Model – CH4, 6, 8, 9, 12, 16, 20, 48, 50 12x12Model – CH3, 4, 6, 8, 12, 24, 72, 74
	3.Dimmer Curve	3.Dimmer Curve	To set dimmer speeds: 01, 02, 03, 04, 05 12x8 Model –01, 02, 03, 04, 05 12x12Model –01, 02, 03, 04
3.Sound Mode	4.Sound Mode	8.Sound Mode	To set sound active mode and the sensitivity (Sen 000 ~ Sen100)
4.Static Color	5.Static Color	4.Static Color	To set static colors
5.Manual Color	6.Manual Color	5.Manual Color	To set intensity of LED separately for color mixing and strobe
6.Auto Program	7.Auto Program	7.Auto Program	To set built-in automatic programs and speed 000 ~100
7.Master/Slave	8.Master/Slave	9.Master/Slave	To set Master/Slave modes
		6.Manual WCT	To set up white color temperature WCT 01~11 and brightness
8.Factory Set	9.Factory Set	10.Factory Set	To recover manufactory default

Use “Up” and “Down” button to select your desired operation, press “Enter” to set all function

Set DMX address

After select the "DMX Address" and press “Enter”, then use “Up” and “Down” to set the desired DMX address, press "Enter" again to confirm.

Set DMX modes

After select the "DMX Channel" and press “Enter”, then use “Up” and “Down” to set the desired DMX mode, press "Enter" again to confirm.

Set Dimmer curve

After select the "Dimmer Curve" and press “Enter”, then use “Up” and “Down” to set the desired dimmer curve, press "Enter" again to confirm.

Sound Mode

After select the "Sound mode", use “Up” and “Down” to set the sound sensitivity Sen 000 ~ Sen 100, press “Enter” to confirm.

Set Static Colors

Entered "Static Color", you can select the desired solid color via the "Up" or "Down" buttons, then "Enter" to confirm

PIXBAR12X3		PIXBAR12X8		PIXBAR12X12	
Value	Function:	Value	Function	Value	Function:
R	Red	R	Red	R	Red
G	Green	G	Green	G	Green
B	Blue	B	Blue	B	Blue
GB	Green + Blue	W	White	W	White
RB	Red + Blue	GB	Green + Blue	A	Amber
RG	Red + Green	RB	Red + Blue	UV	UV
RGB	Red + Green + Blue	RG	Red + Green	GB	Green + Blue
		RGB	Red + Green + Blue	RG	Red + Green
		RW	Red + White	RB	Red + Blue
		GW	Green + White	RW	Red + White
		BW	Blue + White	GW	Green + White
		RGW	Red + Green + White	BW	Blue + White
		RBW	Red + Blue + White	WA	White + Amber
		GBW	Green + Blue + White	RA	Red + Amber
		RGB W	Red + Green + Blue + white	GA	Green + Amber
				BA	Blue + Amber
				RGB	Red +Green + Blue
				RGW	Red + Green + White
				RBW	Red + Blue + White
				GBW	Green + Blue + White
				GBA	Green + Blue + Amber
				BWA	Blue + White + Amber
				RGA	Red + Green + Amber
				GWA	Green + White + Amber
				RWA	Red + White + Amber
				RGBA	Red + Green + Blue + Amber
				GBWA	Green + Blue + White + Amber
				RGBW	Red + Green + Blue + White
				RBWA	Red + Blue + White + Amber
				RGWA	Red + Green + White + Amber
				EGBWA	Red + Green + Blue + White + Amber
				RU	Red + UV
				GU	Green + UV
				AU	Amber + UV
				RAU	Red + Amber + UV
			
				RGBWAU	Red + Green + Blue + White +

					Amber + UV
--	--	--	--	--	------------

Set manual mode

Set up intensity of R, G, B, W, A, UV separately for your color mixing and strobe function through control panel. Entered "Manual color", use "Up" and "Down" to select intensity of R G B, use "Enter" to save your set for each step. Use "Up" and "Down" to set strobe speed from Sp 000 to Sp 100, ("0" is freeze, "001 – 100" is slow to fast), then press "Enter" to confirm.

Automatic Mode

Set your built-in automatic program through control panel.

Entered "Auto Program" mode, use "Up" and "Down" to select the built-in auto run programs, press "Enter" to confirm.

Use "Up" and "Down" to select the operating speed of the auto program (Sp 000 ~ Sp100, freeze, slow ~ fast)

PIXBAR12X3 & PIXBAR12X8		PIXBAR12X12
PR 01	4 colors switching	4 colors switching
PR 02	15 colors switching	36 colors switching
PR 03	Color Macros	6 colors fading(slow in slow out)
PR 04	Auto chasing 1	36 colors fading(slow in slow out)
PR 05	Auto chasing 2	6 colors fading(slow in fast out)
PR 06	Auto chasing 3	36 colors fading(slow in fast out)
PR 07	Auto chasing 4	6 colors fading(fast in slow out)
PR 08	Auto chasing 5	36 colors fading(fast in slow out)
PR 09	Auto chasing 6	Color Macros
PR 10	Auto chasing 7	Auto chasing 1
PR 11	Auto chasing 8 (Loop PR04 ~ PR 10)	Auto chasing 2
PR 12	Multi fixture chasing	Auto chasing 3
PR 13	N/A	Auto chasing 4
PR 14	N/A	Auto chasing 5
PR 15	N/A	Auto chasing 6
PR 16	N/A	Auto chasing 7
PR 17	N/A	Auto chasing 8
PR 18	N/A	Auto chasing 9
PR 19	N/A	Multi fixture chasing

To setup multi fixture chases

Before starting, go to each fixture and reset the menu to fixture defaults.

1. On the master unit, setup the DMX address to the total number of fixtures in the string. For example, you may have a total of 20 par cans including the master, so the DMX address should be set to "20".
2. On the master unit, go to master/slave menu setting and set the unit to master
3. On the master unit, set the unit to "Auto Mode" "PrXX" which supports multi fixture chases.
4. On each slave unit, setup the DMX address to the fixture position in the string. For example, if this unit is the 2nd unit in the string including the master, then set the DMX address to 2. If this the last unit of 20, then the DMX address should be set to 20. It is possible to double up fixture positions as well as fixture 1.
5. On each slave, go to the master/slave menu setting and set it to slave.

Master/Slave Operation

1. Set the master fixture to one of the standalone operating modes: auto, sound, static color or manual color modes
2. Set the slaves, entered "Mas/Sla" mode, set to "s", press "Enter"

Factory set

To recover factory default, select the "Factory Set" and press "Enter", then use "Up" and "Down" to choose "Y" (yes), press "Enter" again to confirm to recover factory default

DMX CHART

PIXBAR12X12

Channel								Function	Min DMX	Max DMX
Ch3	Ch4	Ch6	Ch8	Ch12	Ch24	Ch72	Ch74			
1	1	1	1	1				Red 0%-100%	0	255
2	2	2	2	2				Green 0%-100%	0	255
3	3	3	3	3				Blue 0%-100%	0	255
	4	4	4	4				White 0%-100%	0	255
		5	5	5				Amber 0%-100%	0	255
		6	6	6				UV 0%-100%	0	255
			7	7				Dimmer 0%-100%	0	255
			8	8				No function	0	9
				9				Strobe (slow to fast)	10	255
								No function	0	9
								11 white color temperature	10	255
								No function	0	9
								4 colors switching	10	21
								36 colors switching	22	34
								6 colors fading(slow in slow out)	35	47
								36 colors fading(slow in slow out)	48	60
								6 colors fading(slow in fast out)	61	73
								36 colors fading(slow in fast out)	74	86
								6 colors fading(fast in slow out)	87	99
								36 colors fading(fast in slow out)	100	112
								Color Macros	113	125
								Auto chasing 1	126	138
								Auto chasing 2	139	151
								Auto chasing 3	152	164
								Auto chasing 4	165	177
								Auto chasing 5	178	190
								Auto chasing 6	191	203
								Auto chasing 7	204	216
								Auto chasing 8	217	229
								Auto chasing 9	230	242
								Sound active mode	243	255
								Auto run speed	0	255
				10						
					11					

								Use preset dimming curve	0	9
								dimmer curve 1	10	70
								dimmer curve 2	71	132
								dimmer curve 3	133	194
								dimmer curve 4	195	255
			12					LED1-LED3 Red 0%-100%	0	255
				1				LED1-LED3 Green 0%-100%	0	255
				2				LED1-LED3 Blue 0%-100%	0	255
				3				LED1-LED3 White 0%-100%	0	255
				4				LED1-LED3 Amber 0%-100%	0	255
				5				LED1-LED3 UV 0%-100%	0	255
				6				LED4-LED6 Red 0%-100%	0	255
				7				LED4-LED6 Green 0%-100%	0	255
				8				LED4-LED6 Blue 0%-100%	0	255
				9				LED4-LED6 White 0%-100%	0	255
				10				LED4-LED6 Amber 0%-100%	0	255
				11				LED4-LED6 UV 0%-100%	0	255
				12				LED7-LED9 Red 0%-100%	0	255
				12				LED7-LED9 Green 0%-100%	0	255
				14				LED7-LED9 Blue 0%-100%	0	255
				15				LED7-LED9 White 0%-100%	0	255
				16				LED7-LED9 Amber 0%-100%	0	255
				17				LED7-LED9 UV 0%-100%	0	255
				18				LED10-LED12 Red 0%-100%	0	255
				19				LED10-LED12 Green 0%-100%	0	255
				20				LED10-LED12 Blue 0%-100%	0	255
				21				LED10-LED12 White 0%-100%	0	255
				22				LED10-LED12 Amber 0%-100%	0	255
				23				LED10-LED12 UV 0%-100%	0	255
				24						
					1	1		LED1 Red 0%-100%	0	255
					2	2		LED1 Green 0%-100%	0	255
					3	3		LED1 Blue 0%-100%	0	255
					4	4		LED1 White 0%-100%	0	255
					5	5		LED1 Amber 0%-100%	0	255
					6	6		LED1 UV 0%-100%	0	255
					7	7		LED2 Red 0%-100%	0	255
					8	8		LED2 Green 0%-100%	0	255
					9	9		LED2 Blue 0%-100%	0	255
					10	10		LED2 White 0%-100%	0	255
					11	11		LED2 Amber 0%-100%	0	255
					12	12		LED2 UV 0%-100%	0	255
					13	13		LED3 Red 0%-100%	0	255

					14	14	LED3 Green 0%-100%	0	255
					15	15	LED3 Blue 0%-100%	0	255
					16	16	LED3 White 0%-100%	0	255
					17	17	LED3 Amber 0%-100%	0	255
					18	18	LED3 UV 0%-100%	0	255
					19	19	LED4 Red 0%-100%	0	255
					20	20	LED4 Green 0%-100%	0	255
					21	21	LED4 Blue 0%-100%	0	255
					22	22	LED4 White 0%-100%	0	255
					23	23	LED4 Amber 0%-100%	0	255
					24	24	LED4 UV 0%-100%	0	255
					25	25	LED5 Red 0%-100%	0	255
					26	26	LED5 Green 0%-100%	0	255
					27	27	LED5 Blue 0%-100%	0	255
					28	28	LED5 White 0%-100%	0	255
					29	29	LED5 Amber 0%-100%	0	255
					30	30	LED5 UV 0%-100%	0	255
					31	31	LED6 Red 0%-100%	0	255
					32	32	LED6 Green 0%-100%	0	255
					33	33	LED6 Blue 0%-100%	0	255
					34	34	LED6 White 0%-100%	0	255
					35	35	LED6 Amber 0%-100%	0	255
					36	36	LED6 UV 0%-100%	0	255
					37	37	LED7 Red 0%-100%	0	255
					38	38	LED7 Green 0%-100%	0	255
					39	39	LED7 Blue 0%-100%	0	255
					40	40	LED7 White 0%-100%	0	255
					41	41	LED7 Amber 0%-100%	0	255
					42	42	LED7 UV 0%-100%	0	255
					43	43	LED8 Red 0%-100%	0	255
					44	44	LED8 Green 0%-100%	0	255
					45	45	LED8 Blue 0%-100%	0	255
					46	46	LED8 White 0%-100%	0	255
					47	47	LED8 Amber 0%-100%	0	255
					48	48	LED8 UV 0%-100%	0	255
					49	49	LED9 Red 0%-100%	0	255
					50	50	LED9 Green 0%-100%	0	255
					51	51	LED9 Blue 0%-100%	0	255
					52	52	LED9 White 0%-100%	0	255
					53	53	LED9 Amber 0%-100%	0	255
					54	54	LED9 UV 0%-100%	0	255
					55	55	LED10 Red 0%-100%	0	255

									56	56	LED10 Green 0%-100%	0	255
									57	57	LED10 Blue 0%-100%	0	255
									58	58	LED10 White 0%-100%	0	255
									59	59	LED10 Amber 0%-100%	0	255
									60	60	LED10 UV 0%-100%	0	255
									61	61	LED11 Red 0%-100%	0	255
									62	62	LED11 Green 0%-100%	0	255
									63	63	LED11 Blue 0%-100%	0	255
									64	64	LED11 White 0%-100%	0	255
									65	65	LED11 Amber 0%-100%	0	255
									66	66	LED11 UV 0%-100%	0	255
									67	67	LED12 Red 0%-100%	0	255
									68	68	LED12 Green 0%-100%	0	255
									69	69	LED12 Blue 0%-100%	0	255
									70	70	LED12 White 0%-100%	0	255
									71	71	LED12 Amber 0%-100%	0	255
									72	72	LED12 UV 0%-100%	0	255
									73	Master dimmer	0	255	
									74	No function	0	9	
										Strobe (slow to fast)	10	255	

PIXBAR12X3

Channel								Function	Min DMX	Max DMX
Ch3	Ch5	Ch6	Ch7	Ch9	Ch12	Ch18	Ch36			
1	1		1					Red 0%-100%	0	255
2	2		2					Green 0%-100%	0	255
3	3		3					Blue 0%-100%	0	255
	4		4					Dimmer 0%-100%	0	255
	5		5					No function	0	9
								Strobe (slow to fast)	10	255
			6					No function	0	9
								4 colors switching	10	29
								15 colors switching	30	50
								Color Macros	51	71
								Auto chasing 1	72	92
								Auto chasing 2	93	113
								Auto chasing 3	114	134
								Auto chasing 4	135	155
								Auto chasing 5	156	176
								Auto chasing 6	177	197
								Auto chasing 7	198	218
								Auto chasing 8 (Loop PR04 ~ PR 10)	219	239

										Sound active mode	240	255
										Auto run speed	0	255
										LED1-LED6 Red 0%-100%	0	255
										LED1-LED6 Green 0%-100%	0	255
										LED1-LED6 Blue 0%-100%	0	255
										LED7-LED12 Red 0%-100%	0	255
										LED7-LED12 Green 0%-100%	0	255
										LED7-LED12 Blue 0%-100%	0	255
										LED1-LED4 Red 0%-100%	0	255
										LED1-LED4 Green 0%-100%	0	255
										LED1-LED4 Blue 0%-100%	0	255
										LED5-LED8 Red 0%-100%	0	255
										LED5-LED8 Green 0%-100%	0	255
										LED5-LED8 Blue 0%-100%	0	255
										LED9-LED12 Red 0%-100%	0	255
										LED9-LED12 Green 0%-100%	0	255
										LED9-LED12 Blue 0%-100%	0	255
										LED1-LED3 Red 0%-100%	0	255
										LED1-LED3 Green 0%-100%	0	255
										LED1-LED3 Blue 0%-100%	0	255
										LED4-LED6 Red 0%-100%	0	255
										LED4-LED6 Green 0%-100%	0	255
										LED4-LED6 Blue 0%-100%	0	255
										LED7-LED9 Red 0%-100%	0	255
										LED7-LED9 Green 0%-100%	0	255
										LED7-LED9 Blue 0%-100%	0	255
										LED10-LED12 Red 0%-100%	0	255
										LED10-LED12 Green 0%-100%	0	255
										LED10-LED12 Blue 0%-100%	0	255
										LED1-LED2 Red 0%-100%	0	255
										LED1-LED2 Green 0%-100%	0	255
										LED1-LED2 Blue 0%-100%	0	255
										LED3-LED4 Red 0%-100%	0	255
										LED3-LED4 Green 0%-100%	0	255
										LED3-LED4 Blue 0%-100%	0	255
										LED5-LED6 Red 0%-100%	0	255
										LED5-LED6 Green 0%-100%	0	255
										LED5-LED6 Blue 0%-100%	0	255
										LED7-LED8 Red 0%-100%	0	255
										LED7-LED8 Green 0%-100%	0	255
										LED7-LED8 Blue 0%-100%	0	255
										LED9-LED10 Red 0%-100%	0	255

					14	LED9-LED10 Green 0%-100%	0	255
					15	LED9-LED10 Blue 0%-100%	0	255
					16	LED11-LED12 Red 0%-100%	0	255
					17	LED11-LED12 Green 0%-100%	0	255
					18	LED11-LED12 Blue 0%-100%	0	255
					1	LED1 Red 0%-100%	0	255
					2	LED1 Green 0%-100%	0	255
					3	LED1 Blue 0%-100%	0	255
					4	LED2 Red 0%-100%	0	255
					5	LED2 Green 0%-100%	0	255
					6	LED2 Blue 0%-100%	0	255
					7	LED3 Red 0%-100%	0	255
					8	LED3 Green 0%-100%	0	255
					9	LED3 Blue 0%-100%	0	255
					10	LED4 Red 0%-100%	0	255
					11	LED4 Green 0%-100%	0	255
					12	LED4 Blue 0%-100%	0	255
					13	LED5 Red 0%-100%	0	255
					14	LED5 Green 0%-100%	0	255
					15	LED5 Blue 0%-100%	0	255
					16	LED6 Red 0%-100%	0	255
					17	LED6 Green 0%-100%	0	255
					18	LED6 Blue 0%-100%	0	255
					19	LED7 Red 0%-100%	0	255
					20	LED7 Green 0%-100%	0	255
					21	LED7 Blue 0%-100%	0	255
					22	LED8 Red 0%-100%	0	255
					23	LED8 Green 0%-100%	0	255
					24	LED8 Blue 0%-100%	0	255
					25	LED9 Red 0%-100%	0	255
					26	LED9 Green 0%-100%	0	255
					27	LED9 Blue 0%-100%	0	255
					28	LED10 Red 0%-100%	0	255
					29	LED10 Green 0%-100%	0	255
					30	LED10 Blue 0%-100%	0	255
					31	LED11 Red 0%-100%	0	255
					32	LED11 Green 0%-100%	0	255
					33	LED11 Blue 0%-100%	0	255
					34	LED12 Red 0%-100%	0	255
					35	LED12 Green 0%-100%	0	255
					36	LED12 Blue 0%-100%	0	255

PIXBAR12X8

Channel									Function	Min DMX	Max DMX
Ch4	Ch6	Ch8	Ch9	Ch12	Ch16	Ch24	Ch48	Ch50			
1	1		1						Red 0%-100%	0	255
2	2		2						Green 0%-100%	0	255
3	3		3						Blue 0%-100%	0	255
4	4		4						White 0%-100%	0	255
	5		5						Dimmer 0%-100%	0	255
	6		6						No function	0	9
			7						Strobe (slow to fast)	10	255
									No function	0	9
									R G B colors switching	10	29
									7 colors switching	22	50
									7 colors macros fading	35	71
									Auto chasing 1	72	92
									Auto chasing 2	93	113
									Auto chasing 3	114	134
									Auto chasing 4	135	155
									Auto chasing 5	156	176
									Auto chasing 6	177	197
									Auto chasing 7	198	218
									Auto chasing 8	219	239
			8						Sound active mode	240	255
			9						Auto run speed	0	255
									Use preset dimming curve	0	9
									dimmer curve 1	10	57
									dimmer curve 2	58	106
									dimmer curve 3	107	155
									dimmer curve 4	156	204
									dimmer curve 5	205	255
		1							LED1-LED6 Red 0%-100%	0	255
		2							LED1-LED6 Green 0%-100%	0	255
		3							LED1-LED6 Blue 0%-100%	0	255
		4							LED1-LED6 White 0%-100%	0	255
		5							LED7-LED12 Red 0%-100%	0	255
		6							LED7-LED12 Green 0%-100%	0	255
		7							LED7-LED12 Blue 0%-100%	0	255
									LED7-LED12 White 0%-100%	0	255
				1					LED1-LED4 Red 0%-100%	0	255
				2					LED1-LED4 Green 0%-100%	0	255
				3					LED1-LED4 Blue 0%-100%	0	255
				4					LED1-LED4 White 0%-100%	0	255

				5		LED5-LED8 Red 0%-100%	0	255	
				6		LED5-LED8 Green 0%-100%	0	255	
				7		LED5-LED8 Blue 0%-100%	0	255	
				8		LED5-LED8 White 0%-100%	0	255	
				9		LED9-LED12 Red 0%-100%	0	255	
				10		LED9-LED12 Green 0%-100%	0	255	
				11		LED9-LED12 Blue 0%-100%	0	255	
				12		LED9-LED12 White 0%-100%	0	255	
					1	LED1-LED3 Red 0%-100%	0	255	
					2	LED1-LED3 Green 0%-100%	0	255	
					3	LED1-LED3 Blue 0%-100%	0	255	
					4	LED1-LED3 White 0%-100%	0	255	
					5	LED4-LED6 Red 0%-100%	0	255	
					6	LED4-LED6 Green 0%-100%	0	255	
					7	LED4-LED6 Blue 0%-100%	0	255	
					8	LED4-LED6 White 0%-100%	0	255	
					9	LED7-LED9 Red 0%-100%	0	255	
					10	LED7-LED9 Green 0%-100%	0	255	
					11	LED7-LED9 Blue 0%-100%	0	255	
					12	LED7-LED9 White 0%-100%	0	255	
					13	LED10-LED12 Red 0%-100%	0	255	
					14	LED10-LED12 Green 0%-100%	0	255	
					15	LED10-LED12 Blue 0%-100%	0	255	
					16	LED10-LED12 White 0%-100%	0	255	
						1	LED1-LED2 Red 0%-100%	0	255
						2	LED1-LED2 Green 0%-100%	0	255
						3	LED1-LED2 Blue 0%-100%	0	255
						4	LED1-LED2 White 0%-100%	0	255
						5	LED3-LED4 Red 0%-100%	0	255
						6	LED3-LED4 Green 0%-100%	0	255
						7	LED3-LED4 Blue 0%-100%	0	255
						8	LED3-LED4 White 0%-100%	0	255
						9	LED5-LED6 Red 0%-100%	0	255
						10	LED5-LED6 Green 0%-100%	0	255
						11	LED5-LED6 Blue 0%-100%	0	255
						12	LED5-LED6 White 0%-100%	0	255
						13	LED7-LED8 Red 0%-100%	0	255
						14	LED7-LED8 Green 0%-100%	0	255
						15	LED7-LED8 Blue 0%-100%	0	255
						16	LED7-LED8 White 0%-100%	0	255
						17	LED9-LED10 Red 0%-100%	0	255
						18	LED9-LED10 Green 0%-100%	0	255

					19		LED9-LED10 Blue 0%-100%	0	255
					20		LED9-LED10 White 0%-100%	0	255
					21		LED11-LED12 Red 0%-100%	0	255
					22		LED11-LED12 Green 0%-100%	0	255
					23		LED11-LED12 Blue 0%-100%	0	255
					24		LED11-LED12 White 0%-100%	0	255
					1	1	LED1 Red 0%-100%	0	255
					2	2	LED1 Green 0%-100%	0	255
					3	3	LED1 Blue 0%-100%	0	255
					4	4	LED1 White 0%-100%	0	255
					5	5	LED2 Red 0%-100%	0	255
					6	6	LED2 Green 0%-100%	0	255
					7	7	LED2 Blue 0%-100%	0	255
					8	8	LED2 White 0%-100%	0	255
					9	9	LED3 Red 0%-100%	0	255
					10	10	LED3 Green 0%-100%	0	255
					11	11	LED3 Blue 0%-100%	0	255
					12	12	LED3 White 0%-100%	0	255
					13	13	LED4 Red 0%-100%	0	255
					14	14	LED4 Green 0%-100%	0	255
					15	15	LED4 Blue 0%-100%	0	255
					16	16	LED4 White 0%-100%	0	255
					17	17	LED5 Red 0%-100%	0	255
					18	18	LED5 Green 0%-100%	0	255
					19	19	LED5 Blue 0%-100%	0	255
					20	20	LED5 White 0%-100%	0	255
					21	21	LED6 Red 0%-100%	0	255
					22	22	LED6 Green 0%-100%	0	255
					23	23	LED6 Blue 0%-100%	0	255
					24	24	LED6 White 0%-100%	0	255
					25	25	LED7 Red 0%-100%	0	255
					26	26	LED7 Green 0%-100%	0	255
					27	27	LED7 Blue 0%-100%	0	255
					28	28	LED7 White 0%-100%	0	255
					29	29	LED8 Red 0%-100%	0	255
					30	30	LED8 Green 0%-100%	0	255
					31	31	LED8 Blue 0%-100%	0	255
					32	32	LED8 White 0%-100%	0	255
					33	33	LED9 Red 0%-100%	0	255
					34	34	LED9 Green 0%-100%	0	255
					35	35	LED9 Blue 0%-100%	0	255
					36	36	LED9 White 0%-100%	0	255

							37	37	LED10 Red 0%-100%	0	255
							38	38	LED10 Green 0%-100%	0	255
							39	39	LED10 Blue 0%-100%	0	255
							40	40	LED10 White 0%-100%	0	255
							41	41	LED11 Red 0%-100%	0	255
							42	42	LED11 Green 0%-100%	0	255
							43	43	LED11 Blue 0%-100%	0	255
							44	44	LED11 White 0%-100%	0	255
							45	45	LED12 Red 0%-100%	0	255
							46	46	LED12 Green 0%-100%	0	255
							47	47	LED12 Blue 0%-100%	0	255
							48	48	LED12 White 0%-100%	0	255
								49	Master dimmer	0	255
								50	Strobe (slow to fast)	10	255