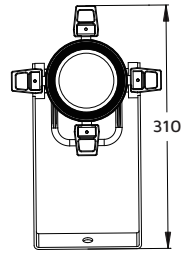
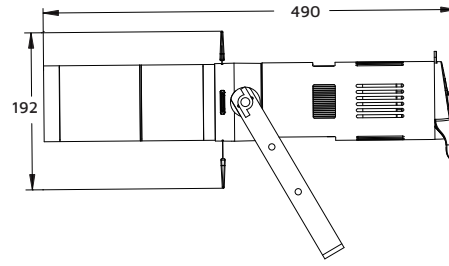
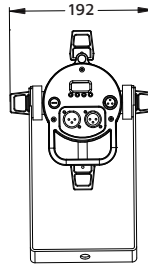


# ZP200LE/ZP200LEFC

WARM WHITE / RGBAL WHITE LED PROFILE / FRESNEL / CYC ENGINE



Photometrics	ZP200LE	ZP200LEFC
Light Source	200 W, 5,600 K COB LED	200 W RGBAL LED
CRI	97+	
PWM	8,000 Hz	1,000 - 8,000 Hz
LED Lifespan	50,000 hours	
Effects		
Dimming	0~100%, 8/16-bit	
Strobe	1~25 Hz	
Zoom	Manual	
Power		
Input Voltage	100~240 V AC, 50/60 Hz, 200 W	
Connection	Fixed	
Control		
Operation Modes	DMX, manual, master/slave	
Control Protocol	DMX512	
DMX Channels	1/2/3	
Control Interface	3-pin XLR	
Housing		
Housing Materials	Aluminium, matte black finish	
Cooling	Sensor thermostat controlled variable speed fan	
Overall Size	241*105*310 mm	
Net Weight	9 kg	



	PROFILE	PROFILE	FRESNEL	CYCLORAMA
Lens	ZPLP1828	ZPLP2636	ZPFL	ZPLPCYC
Output	1,896 lux @ 5 m @ 18° 1,692 lux @ 5 m @ 28°	1,896 lux @ 5 m @ 26° 1,692 lux @ 5 m @ 36°	2,198 lux @ 2.5 m @ 16° 1,685 lux @ 2.5 m @ 25°	230 lux @ 2.5 m @ 120°
Beam Angle	18~28°	26°~36°	16°~25°	120°
Field Angle			30°~55°	
Overall Size	262*192*192 mm		105*105*151 mm	
Net Weight	1.9 kg	1.9 kg	0.9 kg	0.4 kg

Profile Spot 18°~28°				Profile Spot 26°~36°			
	5.0m	8.0m	10.0m		5.0m	8.0m	10.0m
18°	Ø1.58	Ø2.50	Ø3.16	26°	Ø2.30	Ø3.69	Ø6.50
Lux	1,896	750	480	Lux	1,320	522	330
28°	Ø2.31	Ø3.69	Ø4.62	36°	Ø3.25	Ø5.20	Ø6.50
Lux	1,692	660	425	Lux	1,225	479	305

Fresnel				Cyc			
	2.5m	5m	7.5m		2.5m	5m	7.5m
16°	Ø0.70	Ø1.40	Ø2.10	120°	Ø8.66	Ø17.32	Ø25.98
Lux	2,198	549	245	Lux	230	58	29
25°	Ø1.11	Ø2.22	Ø3.33				
Lux	1,685	421	187				

